


NOTE:
For all trim
information
and graphics
see page 72



		Baseplate Finish	
Outside Function		628 (Std.) Aluminum	711 Black
Device Only - Exit Only		V40	\$530
		Device/Function/Trim	
Device with pull trim	01 Cover Plate	V4001P	\$649
		V4001PN	\$649
	02 Dummy Pull Trim	V4002A	\$661
		V4002AN	\$661
		V4002WP	\$829
	03 Key Retracts Latch Pull Trim	V4003P	\$649
		V4003PN	\$649
		V4003CN	\$953
	03 Key Retracts Latch Cylinder Trim	V4003WS	\$739
	03 Key Retracts Latch Pull Trim	V4003A	\$661
	V4003AN	\$661	
Device with lever trim	02 Dummy Lever	V4002BN	\$902
		V4002D2W	\$1,067
	08 Key Locks/Unlocks Lever	V4008BN	\$902
		V4008D2W	\$1,169
	09 Lever Trim Active by Key; Locked when key removed	V4009BN	\$902
		V4009D2W	\$1,169
	14 Lever Always Active	V4014BN	\$902
		V4014D2W	\$1,169
EU Electric Lock/Unlock		V40EU2W	\$1,871

Special NOTE: Specify EU2W trim for Hollow Metal Door, fits doors with minimum 4" (or greater) stile

DEVICE COMES STANDARD WITH:

628 Aluminum Baseplate
Hex Dogging
36" Device for 3-foot doors
99 Surface Strike



FINISHES

Aluminum device extrusion is BHMA 628
Aluminum Trims:
P and PN BHMA 628 (clear anodized aluminum)
WS BHMA 626 (brushed chrome)
A, AN and BN BHMA 689 (powder-coated aluminum)

Black device extrusion is BHMA 711
Black Trims:
P and PN BHMA 711 (black anodized aluminum)
WS BHMA 613 (oil rubbed bronze)
A, AN and BN BHMA 693 (powder-coated black)

OPTIONS

F Fire Rated - Specify prefix F (ex. FV40) Add \$150
H Hurricane Rated - Specify prefix H (ex. HV40) Add \$75
FH Fire Rated/Hurricane Rated - Specify prefix FH (ex. FHV40) Add \$225

W Weatherized (Mechanical only - For weatherized electrified functions, see Electrified Options) Add \$200

Electrified Options - see pages 82-87

48" Add for 4-foot door width Add \$50

SN1 Sex Nuts / Throughbolts (Device with trim requires 1 set / Device only requires 2 sets) \$24 PER SET

KS Keystop Installed Add \$9

CD Cylinder Dogging No charge when ordered with device
LD Less Dogging No charge when ordered with device

94 Double Door Strike Available - see pg 90 No charge when ordered with device

98 Semi-Mortise Strike No charge when ordered with device

NOTE - Cylinders not included. Products on this page can be ordered with cylinders (C65) or Interchangeable core housings (IC7) pre-installed at Detex prior to shipping (See page 90).



NOTE:
For all trim
information
and graphics
see page 72

	Outside Function	Device	Baseplate Finish	
			628 (Std.) Aluminum	711 Black
	Device Only - Exit Only	V40xNS	\$582	\$582
	Device/Function/Trim			
Device with pull trim	01 Cover Plate	V4001PNxNS	\$701	\$701
	02 Dummy Pull Trim	V4002ANxNS	\$713	\$713
		V4002WPxNS	\$881	N/A
	03 Key Retracts Latch Pull Trim	V4003PNxNS	\$701	\$701
		V4003CNxNS	\$1,005	\$1,172
Device with lever trim	03 Key Retracts Latch Cylinder Trim	V4003WSxNS	\$791	\$866
	03 Key Retracts Latch Pull Trim	V4003ANxNS	\$713	\$713
	02 Dummy Lever	V4002BNxNS	\$954	\$954
	08 Key Locks/Unlocks Lever	V4008BNxNS	\$954	\$954
	09 Lever Trim Active by Key; Locked when key removed	V4009BNxNS	\$954	\$954
	14 Lever Always Active	V4014BNxNS	\$954	\$954

DEVICE COMES STANDARD WITH:

628 Aluminum Baseplate
Hex Dogging
36" Device for 3-foot doors
98 Semi-Mortise Strike



FINISHES

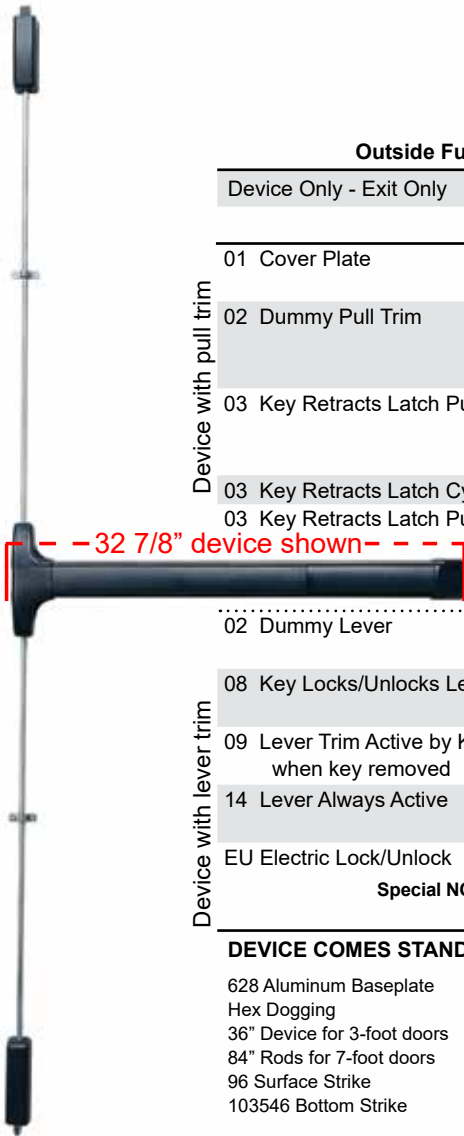
Aluminum device extrusion is BHMA 628. Aluminum Trims:
PN BHMA 628 (clear anodized aluminum)
WS BHMA 626 (brushed chrome)
AN and BN BHMA 689 (powder-coated aluminum)


Black device extrusion is BHMA 711. Black Trims:
PN BHMA 711 (black anodized aluminum)
WS BHMA 613 (oil rubbed bronze)
AN and BN BHMA 693 (powder-coated black)

OPTIONS

F Fire Rated - Specify prefix F (ex. FV40xNS)	Add \$150
W Weatherized (Mechanical only - For weatherized electrified functions, see Electrified Options)	Add \$200
Electrified Options - see pages 82-87	
48" Add for 4-foot door width	Add \$50
SN1 Sex Nuts / Throughbolts (Device with trim requires 1 set / Device only requires 2 sets)	\$24 PER SET
KS Keystop Installed	Add \$9
CD Cylinder Dogging	No charge when ordered with device
LD Less Dogging	No charge when ordered with device

NOTE - Cylinders not included. Products on this page can be ordered with cylinders (C65) or Interchangeable core housings (IC7) pre-installed at Detex prior to shipping (See page 90).

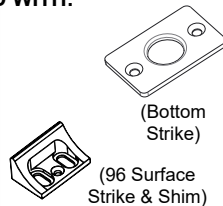


		Baseplate Finish			
Outside Function		Top & Bottom Rod Device	Top Rod Only Device	628 (Std.) Aluminum	711 Black
Device Only - Exit Only		V50	V51	\$1,104	\$1,104
Device/Function/Trim					
Device with pull trim	01 Cover Plate	V5001P	V5101P	\$1,223	\$1,223
		V5001PN	V5101PN	\$1,223	\$1,223
	02 Dummy Pull Trim	V5002A	V5102A	\$1,235	\$1,235
		V5002AN	V5102AN	\$1,235	\$1,235
		V5002WP	V5102WP	\$1,403	N/A
	03 Key Retracts Latch Pull Trim	V5003P	V5103P	\$1,223	\$1,223
		V5003PN	V5103PN	\$1,223	\$1,223
		V5003CN	V5103CN	\$1,527	\$1,694
	03 Key Retracts Latch Cylinder Trim	V5003WS	V5103WS	\$1,313	\$1,388
	03 Key Retracts Latch Pull Trim	V5003A	V5103A	\$1,235	\$1,235
device shown - - -		V5003AN	V5103AN	\$1,235	\$1,235
					
Device with lever trim	02 Dummy Lever	V5002BN	V5102BN	\$1,476	\$1,476
		V5002D2W	V5102D2W	\$1,641	\$1,687
	08 Key Locks/Unlocks Lever	V5008BN	V5108BN	\$1,476	\$1,476
		V5008D2W	V5108D2W	\$1,743	\$1,790
	09 Lever Trim Active by Key; Locked when key removed	V5009BN	V5109BN	\$1,476	\$1,476
		V5009D2W	V5109D2W	\$1,743	\$1,790
	14 Lever Always Active	V5014BN	V5114BN	\$1,476	\$1,476
		V5014D2W	V5114D2W	\$1,743	\$1,790
	EU Electric Lock/Unlock	V50EU2W	V51EU2W	\$2,445	\$2,457
	Special NOTE: Specify EU2W trim for Hollow Metal Door, fits doors with minimum 4" (or greater) stile				
NOTE: Devices are shipped RHR unless specified LHR (Field Reversible)					

Special NOTE: Specify EU2W trim for Hollow Metal Door, fits doors with minimum 4" (or greater) stile
NOTE: Devices are shipped RHR unless specified LHR (Field Reversible)

DEVICE COMES STANDARD WITH:

628 Aluminum Baseplate
Hex Dogging
36" Device for 3-foot doors
84" Rods for 7-foot doors
96 Surface Strike
103546 Bottom Strike



FINISHES

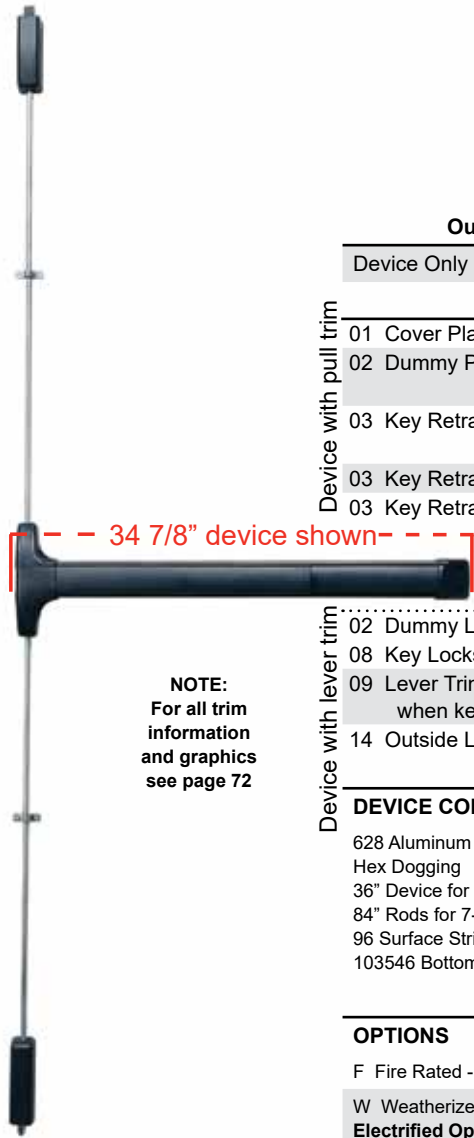
Aluminum device extrusion is BHMA 628. Aluminum Trims:
P and PN BHMA 628 (clear anodized aluminum)
WS BHMA 626 (brushed chrome)
A, AN and BN BHMA 689 (powder-coated aluminum)
Black device extrusion is BHMA 711. Black Trims:
P and PN BHMA 711 (black anodized aluminum)
WS BHMA 613 (oil rubbed bronze)
A, AN and BN BHMA 693 (powder-coated black)

OPTIONS

F Fire Rated - Specify prefix F (ex. FV50xNS)	Add \$150
H Hurricane Rated - Specify prefix H (ex. HV50xNS)	Add \$75
FH Fire Rated/Hurricane Rated - Specify prefix FH (ex. FHV50xNS)	Add \$225
W Weatherized (Mechanical only - For weatherized electrified functions, see Electrified Options)	Add \$200
Electrified Options - see pages 82-87	
RC Rod Covers Stainless Steel Finish - (ex. V50xNSxRC)	Add \$347
BG Bottom Bolt Guard 12" ramped per ADA - (ex. V50xNSxBG)	Add \$146
RCxBG Rod Covers and Bottom Bolt Guard - (ex. V50xNSxRCxBG)	Add \$313
48" Add for 4-foot door width	Add \$50
96" Add for 8-foot door height	Add \$50
120" Add for 10-foot door height	Add \$100
SN1 Sex Nuts / Throughbolts (V50 device with trim requires 3 sets / V50 device only requires 4 sets) (V51 device with trim requires 2 sets / V51 device only requires 3 sets)	\$24 PER SET
KS Keystop Installed	Add \$9
CD Cylinder Dogging	No charge when ordered with device
LD Less Dogging	No charge when ordered with device
96B Dustproof Strike	Add \$59

NOTE - Cylinders not included. Products on this page can be ordered with cylinders (C65) or Interchangeable core housings (IC7) pre-installed at Detex prior to shipping (See page 90).

V50xNS/V51xNS SERIES NARROW STILE SURFACE VERTICAL ROD FOR NARROW STILE DOORS



NOTE:
For all trim
information
and graphics
see page 72

Outside Function	Top & Bottom Rod Device	Top Rod Only Device	Baseplate Finish	
			628 (Std.) Aluminum	711 Black
Device Only - Exit Only	V50xNS	V51xNS	\$1,156	\$1,156
Device/Function/Trim				
01 Cover Plate	V5001PNxNS	V5101PNxNS	\$1,275	\$1,275
02 Dummy Pull Trim	V5002ANxNS	V5102ANxNS	\$1,287	\$1,287
	V5002WPxNS	V5102WPxNS	\$1,455	N/A
03 Key Retracts Latch Pull Trim	V5003PNxNS	V5103PNxNS	\$1,275	\$1,275
	V5003CNxNS	V5103CNxNS	\$1,579	\$1,746
03 Key Retracts Latch Cylinder Trim	V5003WSxNS	V5103WSxNS	\$1,365	\$1,440
03 Key Retracts Pull Trim	V5003ANxNS	V5103ANxNS	\$1,287	\$1,287

Device with pull trim

02 Dummy Lever	V5002BNxNS	V5102BNxNS	\$1,528	\$1,528
08 Key Locks/Unlocks Outside Lever	V5008BNxNS	V5108BNxNS	\$1,528	\$1,528
09 Lever Trim Active by Key; Locked when key removed	V5009BNxNS	V5109BNxNS	\$1,528	\$1,528
14 Outside Lever Always Active	V5014BNxNS	V5114BNxNS	\$1,528	\$1,528

Device with lever trim

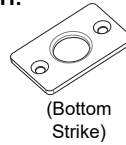
NOTE: Devices are shipped RHR unless specified LHR (Field Reversible)

DEVICE COMES STANDARD WITH:

628 Aluminum Baseplate
Hex Dogging
36" Device for 3-foot doors
84" Rods for 7-foot doors
96 Surface Strike
103546 Bottom Strike



(96 Surface
Strike & Shim)



(Bottom
Strike)

FINISHES












Aluminum device extrusion is BHMA 628. Aluminum Trims:
PN BHMA 628 (clear anodized aluminum)
WS BHMA 626 (brushed chrome)
AN and BN BHMA 689 (powder-coated aluminum)
Black device extrusion is BHMA 711. Black Trims:
PN BHMA 711 (black anodized aluminum)
WS BHMA 613 (oil rubbed bronze)
AN and BN BHMA 693 (powder-coated black)

OPTIONS

F Fire Rated - Specify prefix F (ex. FV50xNS)	Add \$150
W Weatherized (Mechanical only - For weatherized electrified functions, see Electrified Options)	Add \$200
Electrified Options - see pages 82-87	
RC Rod Covers Stainless Steel Finish - (ex. V50xNSxRC)	Add \$347
BG Bottom Bolt Guard 12" ramped per ADA - (ex. V50xNSxBG)	Add \$146
RCxBG Rod Covers and Bottom Bolt Guard - (ex. V50xNSxRCxBG)	Add \$313
48" Add for 4-foot door width	Add \$50
96" Add for 8-foot door height	Add \$50
120" Add for 10-foot door height	Add \$100
SN1 Sex Nuts / Throughbolts (V50 device with trim requires 3 sets / V50 device only requires 4 sets) (V51 device with trim requires 2 sets / V51 device only requires 3 sets)	\$24 PER SET
KS Keystop Installed	Add \$9
CD Cylinder Dogging	No charge when ordered with device
LD Less Dogging	No charge when ordered with device
96B Dustproof Strike	Add \$59



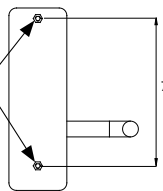
NOTE - Cylinders not included. Products on this page can be ordered with cylinders (C65) or Interchangeable core housings (IC7) pre-installed at Detex prior to shipping (See page 90).

PLATES AND PULL TRIMS

P Trim		WP Trim	PN Trim		CN Trim	WS Trim	A Trim		AN Trim	
										
01P	03P	02WP	01PN	03PN	03CN	03WS	02A	03A	02AN	03AN
Function	Description	Trim	Gray		Brown		Black			
01	Cover plate	P/PN	(628 Finish)	\$119	N/A		(711 Finish) \$119			
03*	Key retracts latch	P/PN	(628 Finish)	\$119	N/A		(711 Finish) \$119			
02	Dummy Pull (Wire)	WP	(630 Finish)	\$299	N/A		N/A			
03*	Key retracts latch	WS**	(626 Finish)	\$209	N/A		(693 Finish) \$284			
02	Dummy pull	A/AN	(689 Finish)	\$131	(695 Finish)	\$131	(693 Finish) \$131			
03*	Key retracts latch	A/AN	(689 Finish)	\$131	(695 Finish)	\$131	(693 Finish) \$131			
03*	Key retracts latch	CN	(630 Finish)	\$423	(695 Finish)	\$590	(693 Finish) \$590			
* Rim cylinder not included (order separately - see page 90)										
** WS Trim - Not available in Stainless Steel (630) - Specify 625 or 626 (626 - same price as 630)										

LEVER TRIMS



BN Trim for Value Series Devices (Includes 161 cover plate)			D2W Vandal Resistant Trim for Value Series Devices			
 <p>08BN 09BN 02BN 14BN S Lever (Std.)</p> <p>NOTE: BN lever trims not for use in corrosive environments, see Advantex DN lever trims</p>			 <p>08D2W 09D2W 02D2W 14D2W</p> <p>For use on non-Narrow Stile (NS) Value Series devices.</p> <div data-bbox="1120 1050 1421 1281"> <p>Back View</p>  <p>2 Posts</p> </div>			
Function	Description	Trim	626	689	693	
02	Dummy lever	BN	N/A	\$372	\$372	
02	Dummy lever	D2W	\$537	N/A	\$583	
08**	Key locks/unlocks outside lever	BN	N/A	\$372	\$372	
08**	Key locks/unlocks outside lever	D2W	\$639	N/A	\$686	
09**	Lever trim active by key; locked when key removed	BN	N/A	\$372	\$372	
09**	Lever trim active by key; locked when key removed	D2W	\$639	N/A	\$686	
14	Outside lever always active	BN	N/A	\$372	\$372	
14	Outside lever always active	D2W	\$639	N/A	\$686	
For Vandal resistant, wide stile lever trims, for use with Value Series, specify 08D2W or 09D2W (See Advantex 08D or 09D for pricing)						



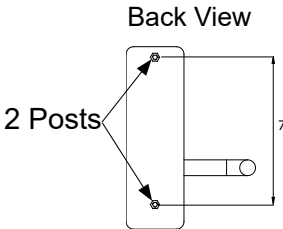
NOTE: Lever Trims are shipped RHR unless specified LHR (Field Reversible)

LS Lever Switch available - Add \$275

**Mortise cylinder not included (order separately - see page 90)



103789 Cylinder Nut Socket
100783 Cylinder Nut
See page 124 for more information

EU2W Trim for Value Series Devices				
<div><div><p>EU2W</p></div><div><p>S Lever (Std.)</p></div><div><p>Back View</p><p>2 Posts</p><p>7</p></div></div> <p>For use on non-Narrow Stile (NS) Value Series devices.</p>				
Function	Description	Trim	626	693
EU**	Electric Lock/Unlock Wide Escutcheon	EU2W	\$1,341	\$1,353
(For EU specify Fail Secure [FSE - std.] or Fail Safe [FSA] and specify handing - not field reversible)				

**Mortise cylinder not included (order separately - see page 90)

LS Lever Switch available - Add \$275



VALUE SERIES® V40 SERIES (RIM)

RATING

For no rating, leave blank

"H" = Hurricane

"F" = Fire Rated (Less/No

Dogging Only)

"FH" = Hurricane and Fire Rated

OUTSIDE TRIM FINISH

626 = Brushed chrome (D/W/S trims)

628 = Brushed Aluminum (P/P/N trims)

689 = Aluminum (BN/A/AN trims)

693 = Black, powder coated (BN/A/AN trims)

711 = Black, Aluminum (P/P/N trims)

DOGGING FUNCTION

LD = Less/No dogging

HD = Hex key dogging

CD = Cylinder key dogging

PRE-INSTALLED CYLINDERS

If cylinders provided by others, leave blank

MC65 = Mortise Cylinder(s) 6pin/Keyed 5

IC7 = Mortise Cylinder(s) SFIC housing

IK7 = Mortise Cylinder(s) Instakey housing

RC65 = Rim Cylinder(s) 6pin/Keyed 5

IC7R = Rim Cylinder(s) SFIC housing

IK7R = Rim Cylinder(s) Instakey housing

POWER TRANSFERS

FC3 = 3' Flex Conduit

FC10 = 10' Flex Conduit

PT5 = Power Transfer

EH8 = Electric Hinge

PUSHPAD COLOR

Contact factory for other

languages and colors

BLK = Black

RWE = Red Pushpad / White

English Lettering

OUTSIDE TRIM FUNCTION & FINISH

01P = Exit only, blank plate

03P = Key retracts latch

01PN = Exit only, blank plate, narrow trim

03PN = Key retracts latch, narrow trim

03WS = Key retracts latch

02A = Dummy pull

03A = Key retracts pull, pull trim

02AN = Dummy pull, narrow trim

03AN = Key retracts pull - pull trim, narrow trim

02BN = Dummy lever, narrow trim

08BN = Active lever, key locks/unlocks lever, narrow trim (handed) (classroom)

09BN = Lever trim active by key, locked when key removed, narrow trim (handed)

(storeroom)

14BN = Active lever, no key cylinder, narrow trim (handed) (passage)

02D2W = Dummy lever, wide trim (two posts for use with narrow head device)

08D2W = Active lever, key locks/unlocks lever, wide trim (two posts for use with narrow head device) (classroom)

09D2W = Lever trim active by key, locked when key removed, wide trim (two posts for use with narrow head device)

(storeroom)

14D2W = Active lever, no key cylinder, wide trim (two posts for use with narrow head device) (passage)

EU2W = Electric lock/unlock, wide trim (two posts for use with narrow head device) -

24VDC & Fail Secure (FSE) Std. -

Specify handing (not field reversible).

For 12VDC specify VDC, For Fail Safe specify FSA

CBK = Cylinder Bracket Kit, 03 only, plate & pull handle by others required

NOTE: * = default/standard

Fire-rated trims must be Fail Safe (FSA)

All fire-rated devices Less Dogging/fail safe

Also see online version at detex.com/hto

April 22, 2020

ELECTRIFIED FUNCTION

For no electrified function, leave blank

Standard

Select Arming Time and Auto Rearm

EA = Hardwired Electric Alarm (Formerly EH/EH R)

EB = Electric Alarm with Battery

ED = Electric Dogging

EX = Request To Exit (Signal) Switch

EXV = Request To Exit (Current) Switch

EI = Electric Integration (logic controller required)

ES = Electric Switching (dead latch & OKC switches)

Delayed Egress

Select Arming Delay, Delayed Egress

Time and Silent Arming

EE = Delayed Egress

Delayed Egress Only (EE)

Comes standard with 90-800 power supply

Single = (1) 90-800 w/o bat backup

Pair = (1) 90-800 w/o bat backup

KEYSTOP

For no keystop, leave blank

KS = Keystop (Available with EA, EE, EI functions)

DOOR WIDTH

36" wide door (3")

48" wide door (4")

FASTENERS

For Standard machine, wood & self-drilling screws, leave blank

SN1 = Sex Nuts/Throughbolts (Hurricane rated hardware includes sex nuts for latch bolt)



Detex products can expose you to chemicals including Chromium (hexavalent compounds) and Lead, which are known to the State of California to cause cancer and birth defects or other reproductive harm. For more information go to www.detex.com/propp65

VALUE SERIES® V40xW SERIES (RIM, WEATHERIZED)



RATING

For no rating, leave blank
 "H" = Hurricane
 "F" = Fire Rated (Less/No Dogging Only)
 "FH" = Hurricane and Fire Rated

OUTSIDE TRIM FINISH

626 = Brushed chrome (D/W/S trims)
 628 = Brushed Aluminum (P/PN trims)
 689 = Aluminum (BN/AN trims)
 693 = Black, powder coated (BN/AN trims)
 711 = Black, Aluminum (P/PN trims)

DOGGING FUNCTION

LD = Less/No dogging
 HD = Hex key dogging
 CD = Cylinder key dogging

PRE-INSTALLED CYLINDERS

If cylinders provided by others, leave blank
 MC65 = Mortise Cylinder(s) 6pin/Keyed 5
 IC7 = Mortise Cylinder(s) SFIC housing
 IK7 = Mortise Cylinder(s) Instakey housing
 RC65 = Rim Cylinder(s) 6pin/Keyed 5
 IC7R = Rim Cylinder(s) SFIC housing
 IK7R = Rim Cylinder(s) Instakey housing

POWER TRANSFERS

FC3W = 3' Weatherized Flex Conduit
 FC10W = 10' Weatherized Flex Conduit
 PT5 = Power Transfer
 EH8 = Electric Hinge

PUSHPAD COLOR

Contact factory for other languages and colors
 BLK = Black
 RWE = Red Pushpad / White English Lettering

OUTSIDE TRIM FUNCTION & FINISH

01P = Exit only, blank plate
 03P = Key retracts latch
 01PN = Exit only, blank plate; narrow trim
 03PN = Key retracts latch; narrow trim
 03WS = Key retracts latch
 02A = Dummy pull
 03A = Key retracts pull; pull trim
 02AN = Dummy pull; narrow trim
 03AN = Key retracts pull - pull trim; narrow trim
 02BN = Dummy lever; narrow trim
 08BN = Active lever, key locks/unlocks lever; narrow trim (handed) (classroom)
 09BN = Lever trim active by key, locked when key removed; narrow trim (handed) (storeroom)

DOOR HANDING

RHR = Right hand reverse*
 LHR = Left hand reverse

ELECTRIFIED FUNCTION

For no electrified function, leave blank
Weatherized Alarms
 Select Arming Time and Auto Rearm
 EB W = Electric Battery Operated Exit Alarm Weatherized

Weatherized Others

ER EX W = Electric Latch Retraction Weatherized with Request To Exit Switch (silencer standard)
 EX W = Request To Exit (Signal) Switch Weatherized
 EXV W = Request To Exit (Current) Switch Weatherized
 WDE = Weatherized Delayed Egress (see EasyKits)

Latch Retraction Only (ER EX W)

(Sold Separately)
 Single = 81-800
 Pair = 82-800
 2 Single = 83-800

14BN = Active lever, no key cylinder; narrow trim (handed) (passage)

02DD2W = Dummy lever; wide trim (two posts for use with narrow head device)

08DD2W = Active lever, key locks/unlocks lever; wide trim (two posts for use with narrow head device) (classroom)

14D2W = Active lever, no key cylinder; wide trim (two posts for use with narrow head device) (passage)

EU2W = Electric lock/unlock; wide trim (two posts for use with narrow head device) - 24VDC & Fail Secure (FSE) Std. - Specify handing (not field reversible). For 12VDC specify VDC. For Fail Safe specify FSA

CBK = Cylinder Bracket Kit; 03 only, plate & pull handle by others required

NOTE: * = default/standard

Fire-rated trims must be Fail Safe (FSA)

All fire-rated devices Less Dogging/fail safe

Also see online version at detex.com/hto

KEYSTOP

For no key/stop, leave blank
 KS = Keystop (Available with EB W function)

DOOR WIDTH

36" wide door (3")*
 48" wide door (4")

FASTENERS

For Standard machine, wood & self-drilling screws, leave blank
 SN1 = Sex Nuts/Throughbolts (Hurricane rated hardware includes sex nuts for latch bolt)



Detex products can expose you to chemicals including Chromium (hexavalent compounds) and Lead, which are known to the State of California to cause cancer and birth defects or other reproductive harm. For more information go to www.detex.com/prop65

VALUE SERIES® V50/V51 SERIES (SURFACE VERTICAL ROD)

RATING

For no rating, leave blank

"H" = Hurricane (V50 & V50XW only)

"F" = Fire Rated (Less/No Dogging Only)

"FH" = Hurricane and Fire Rated

OUTSIDE TRIM FINISH

626 = Brushed chrome (DWS trims)

628 = Brushed Aluminum (P/PN trims)

689 = Aluminum (BN/ALAN trims)

693 = Black, powder coated (BN/ALAN trims)

711 = Black, Aluminum (P/PN trims)

STRIKES

96 = Surface non-roller top

stike and non-dust proof

bottom strike*

96B = Substitute 96 bottom

stike for Dustproof strike

PUSHPAD COLOR

Contact factory for other

languages and colors

BLK = Black

RWE = Red Pushpad / White

English Lettering

SERIES TYPE

V60 = SVR, wide stile

V50XNS = SVR, narrow stile

V51 = SVR, top rod only, wide stile

V51XNS = SVR, top rod only, narrow stile

DEVICE FINISH

628 = Brushed Aluminum*

711 = Black, Aluminum

DOGGING FUNCTION

LD = Less/No dogging

HD = Hex key dogging

CD = Cylinder key dogging

PRE-INSTALLED CYLINDERS

If cylinders provided by others, leave blank

MC65 = Mortise Cylinder(s) 6pin/Keyed 5

IC7 = Mortise Cylinder(s) IC housing

IK7 = Mortise Cylinder(s) InstaKey housing

RC65 = Rim Cylinder(s) 6pin/Keyed 5

IC7R = Rim Cylinder(s) IC housing

IK7R = Rim Cylinder(s) InstaKey housing

Specify KA for

Keyed Alike

POWER TRANSFERS

FC3 = 3' Flex Conduit

FC10 = 10' Flex Conduit

PT5 = Power Transfer

EH8 = Electric Hinge

OUTSIDE TRIM STYLE & FINISH

01P = Exit only, blank plate

03P = Key retracts latch

01PN = Exit only, blank plate, narrow trim

03PN = Key retracts latch, narrow trim

03WS = Key retracts latch

02A = Dummy pull

03A = Key retracts pull, pull trim

02AN = Dummy pull, narrow trim

03AN = Key retracts pull - pull trim, narrow trim

02BN = Dummy lever, narrow trim

08BN = Active lever, key locks/unlocks lever;

narrow trim (handed) (classroom)

09BN = Lever trim active by key, locked when

key removed, narrow trim (handed)

(storeroom)

14BN = Active lever, no key cylinder, narrow trim

(handed) (passage)

02D2W = Dummy lever, wide trim (two posts for

use with narrow head device)

08D2W = Active lever, key locks/unlocks lever,

wide trim (two posts for use with narrow

head device) (classroom)

09D2W = Lever trim active by key, locked when

key removed, wide trim (two posts for

use with narrow head device)

(storeroom)

14D2W = Active lever, no key cylinder, wide trim

(two posts for use with narrow head

device) (passage)

EUD2W = Electric lock/unlock, wide trim (two posts

for use with narrow head device)

(24VDC & Fail Secure [FSE] Std.) -

Specify handing (not field reversible).

For 12VDC specify VDC. For Fail Safe

specify FSA

CBK = Cylinder Bracket Kit, 03 only, plate & pull

handle by others required

ELECTRIFIED FUNCTION

For no electrified function, leave blank

Standard

Select Arming Time and Auto Rearm

EA = Hardwired Electric Alarm

(Formerly EH/EH R)

EB = Electric Alarm with Battery

ED = Electric Dogging

EX = Request To Exit (Signal) Switch

EXV = Request To Exit (Current) Switch

Latch Retraction

ER EX = Electric Latch Retraction with

Request To Exit Switch (silencer standard)

Latch Retraction Only (ER EX)

(Sold Separately)

Single = 81-800

Pair = 82-800

2 Single = 83-800

DOOR HANDING

RHR = Right hand reverse*

LHR = Left hand reverse

KEYSTOP

KS = Key/stop (Available with

EA, EE, EE ER, EI

functions)

DOOR WIDTH

36" wide door (3")*

48" wide door (4)

DOOR HEIGHT/SVR HEIGHT

84" high door

96" high door

120" high door

FASTENERS

For Standard machine, wood & self-drilling

screws, leave blank

SN1

= Sex Nuts/Throughbolts

(Hurricane rated hardware

includes sex nuts for top latch

and bottom bolt)



Detex products can expose you to chemicals including Chromium (hexavalent compounds) and Lead, which are known to the State of California to cause cancer and birth defects or other reproductive harm. For more information go to www.detex.com/propp65

NOTE: * = default/standard

All fire-rated devices Less Dogging/fail safe

Also see online version at detex.com/hto

April 22, 2020

VALUE SERIES® V50XW/V51XW SERIES (SURFACE VERTICAL ROD, WEATHERIZED)

RATING

For no rating, leave blank

"H" = Hurricane (V50 & V50XW only)

"F" = Fire Rated (Less/No Dogging Only)

"FH" = Hurricane and Fire Rated

OUTSIDE TRIM FINISH

626 = Brushed chrome (DWS trims)

628 = Brushed Aluminum (P/PN trims)

689 = Aluminum (BN/AN trims)

693 = Black, powder coated (BN/AN trims)

711 = Black, Aluminum (P/PN trims)

STRIKES

96 = Surface non-roller top strike and non-dust proof bottom strike*

96B = Substitute 96 bottom strike for Dustproof strike

PUSHPAD COLOR
Contact factory for other languages and colors
BLK = Black
RWE = Red Pushpad / White English Lettering



SERIES TYPE

V50XW = Weatherized SVR, wide stile (non-electrified)

V50XNSXW = Weatherized SVR, narrow stile (non-electrified)

V51XW = Weatherized SVR, top rod only, wide stile (non-electrified)

V51XNSXW = Weatherized SVR, top rod only, narrow stile (non-electrified)

DOGGING FUNCTION

LD = Less/No dogging

HD = Hex key dogging

CD = Cylinder key dogging

PRE-INSTALLED CYLINDERS

If cylinders provided by others, leave blank

MC65 = Mortise Cylinder(s) 6pin/Keyed 5

IC7 = Mortise Cylinder(s) IC housing

IK7 = Mortise Cylinder(s) Instakey housing

RC65 = Rim Cylinder(s) 6pin/Keyed 5

IC7R = Rim Cylinder(s) IC housing

IK7R = Rim Cylinder(s) Instakey housing

Specify KA for Keyed Alike

POWER TRANSFERS

FC3W = 3' Weatherized Flex Conduit

FC10W = 10' Weatherized Flex Conduit

PTS = Power Transfer

EH8 = Electric Hinge

OUTSIDE TRIM STYLE & FINISH

01P = Exit only, blank plate

03P = Key retracts latch

01PN = Exit only, blank plate, narrow trim

03PN = Key retracts latch, narrow trim

03WS = Key retracts latch

02A = Dummy pull

03A = Key retracts pull; pull trim

02AN = Dummy pull; narrow trim

03AN = Key retracts pull - pull trim; narrow trim

02BN = Dummy lever; narrow trim

08BN = Active lever, key locks/unlocks lever; narrow trim (handed) (classroom)

09BN = Lever trim active by key, locked when key removed; narrow trim (handed) (storeroom)

14BN = Active lever, no key cylinder; narrow trim (handed) (passage)

02D2W = Dummy lever, wide trim (two posts for use with narrow head device)

08D2W = Active lever, key locks/unlocks lever; wide trim (two posts for use with narrow head device) (classroom)

09D2W = Lever trim active by key, locked when key removed; wide trim (two posts for use with narrow head device) (storeroom)

14D2W = Active lever, no key cylinder; wide trim (two posts for use with narrow head device) (passage)

EU2W = Electric lock/unlock; wide trim (two posts for use with narrow head device) (24VDC & Fail Secure [FSE] Std.) - Specify handing (not field reversible), For 12VDC specify VDC. For Fail Safe specify FSA

CBK = Cylinder Bracket Kit, 03 only, plate & pull handle by others required

DOOR HANDING

RHR = Right hand reverse*

LHR = Left hand reverse

ELECTRIFIED FUNCTION

For no electrified function, leave blank

Weatherized Alarms

Select Arming Time and Auto Rearm

EB W = Electric Battery Operated Exit Alarm Weatherized

Latch Retraction

ER EX = Electric Latch Retraction with Request To Exit Switch (silencer standard)

ER EX W = Electric Latch Retraction Weatherized with Request To Exit Switch (silencer standard)

Latch Retraction Only (ER)

(Sold Separately)

Single = 81-800

Pair = 82-800

2 Single = 83-800

Weatherized Others

ER EX W = Electric Latch Retraction Weatherized with Request To Exit Switch (silencer standard)

EX W = Request To Exit (Signal) Switch Weatherized

EXV W = Request To Exit (Current) Switch Weatherized

WDE = Weatherized Delayed Egress (see EasyKits)

KEYSTOP

KS = Keystop (Available with EB W function)

DOOR WIDTH

36" wide door (3)*

48" wide door (4)

DOOR HEIGHT/SVR HEIGHT

84" high door

96" high door

120" high door

FASTENERS

For Standard machine, wood & self-drilling screws, leave blank

SN1

= Sex Nuts/Throughbolts (Hurricane rated hardware includes sex nuts for top latch and bottom bolt)



Detex products can expose you to chemicals including Chromium (hexavalent compounds) and Lead, which are known to the State of California to cause cancer and birth defects or other reproductive harm. For more information go to www.detex.com/propp65

NOTE: * = default/standard

Fire-rated trims must be Fail Safe (FSA)
All fire-rated devices Less Dogging/fail safe

Also see online version at detex.com/hto

April 22, 2020

NOTES

Pulls & Plates

			VALUE SERIES®	Manufacturer A Exit Devices	Manufacturer B Exit Devices	Manufacturer C Exit Devices
BHMA Function	BHMA Definition	Description	Standard Value Series	22 Series	20 Series	51 Series
01	Exit Only	Cover Plate	01P 01PN	N/A	802-GTB	501
02	Pull When Dogged	Dummy Pull	02A 02AN	230DT	Thumbpiece trims only	702A
02	Pull When Dogged	Dummy Pull (Wire)	02WP	N/A	N/A	N/A
03	Key Retracts Latch Bolt	Night Latch Pull	03A 03AN	230NL	Thumbpiece trims only	703A
03	Key Retracts Latch Bolt	Night Latch Pull	03P 03PN	210NL	814-HTB	603
03	Key Retracts Latch Bolt	Night Latch - Cylinder Only - Pull by others	03WS	110NL	N/A	N/A

Lever Trims

			VALUE SERIES®	Manufacturer A Exit Devices	Manufacturer B Exit Devices	Manufacturer C Exit Devices
BHMA Function	BHMA Definition	Description	Standard Value Series	22 Series	20 Series	51 Series
08	Key Locks/Unlocks Lever	Classroom Lever	08BN	230L	Rose trims only	808A
09	Lever Active by Key; Locked when key removed	Night Latch Lever / Storeroom Lever	09BN	N/A	Rose trims only	N/A
14	Lever Always Active	Passage Lever	14BN	N/A	Rose trims only	814A
EU	Electric Lock/Unlock	Fail Safe/Fail Secure	EU2W	N/A	N/A	N/A

BHMA Function	BHMA Definition	VALUE SERIES®	Manufacturer A Exit Devices	Manufacturer B Exit Devices	Manufacturer C Exit Devices
1	Rim Exit Device	V40	22	2828	5100
	Rim Exit Device - Weatherized	V40xW	No equal	No equal	No equal
2	Surface Vertical Rod Exit Device	V50	222	2727	5200
	Surface Vertical Rod Exit Device - Weatherized	V50xW	No equal	No equal	No equal
	Surface Vertical Rod Exit Device - Top Rod Only	V51	2227LBR	No equal	5200LBR
	Surface Vertical Rod Exit Device - Top Rod Only - Weatherized	V51xW	No equal	No equal	No equal
4	Narrow Stile Rim Exit Device	V40xNS	No equal	No equal	No equal
	Narrow Stile Rim Exit Device - Weatherized	V40xNSxW	No equal	No equal	No equal
5	Narrow Stile Surface Vertical Rod Exit Device	V50xNS	No equal	No equal	No equal
	Narrow Stile Surface Vertical Rod Exit Device - Weatherized	V50xNSxW	No equal	No equal	No equal
	Narrow Stile Surface Vertical Rod Exit Device - Top Rod Only	V51xNS	No equal	No equal	No equal
	Narrow Stile Surface Vertical Rod Exit Device - Top Rod Only - Weatherized	V51xNSxW	No equal	No equal	No equal

Function		Manufacturer A Exit Devices	Manufacturer B Exit Devices	Manufacturer C Exit Devices
	Standard Advantex	Standard 22 Series	Standard 20 Series	Standard 5000 Series
Hardwired Exit Alarm	EA	ALK	No equal	RALW
Battery Powered Exit Alarm	EB	No equal	No equal	RALK
Weatherized Battery Powered Exit Alarm	EB W	No equal	No equal	WALW
Electric Dogging	ED	No equal	No equal	No equal
Electric Latch Retraction	ER EX Request to Exit Switch Included	No equal	No equal	No equal
Weatherized Electric Latch Retraction	ER EX W Request to Exit Switch Included	No equal	No equal	No equal
Electric Lock/Unlock Lever	EU2W	No equal	No equal	No equal
Delayed Egress	EE	No equal	No equal	No equal
Electric Integration	EI	No equal	No equal	No equal
Electric Switching	ES	RXxLX	No equal	No equal
Request to Exit Signaling	EX	RX	No equal	TS
Weatherized Request to Exit Signaling	EX W	No equal	No equal	WTS
Request to Exit Switching for High Current	EXV	No equal	No equal	No equal
Weatherized Request to Exit Switching for High Current	EXV W	No equal	No equal	No equal

Exit Alarm (EB) - Battery Powered - Available on all VS Devices

MAP Policy Applies
See page 9

Price Add \$213

Standard Package Includes:

- Switch monitors pushpad movement and triggers alarm
- Green & Red LED, cylinder arming, 9-volt battery and piezo horn
- Cylinder Dogging (CD) standard or Less Dogging (LD - NOTE: Fire Rated devices come LD only)
- Pushpad Signage "Push to Open Alarm Will Sound"

Options

KS - Keystop feature installed	Add \$9
FC3 - 3' Flexible Conduit and fittings	Add \$53
FC10 - 10' Flexible Conduit and fittings	Add \$99
LD - Less Dogging	N/C
BLK - Black pushpad (includes peel & stick door signage "Emergency Exit Only Alarm Will Sound")	N/C
LBM - Latch Bolt Monitoring - V40 only (alarm triggered by dead latch)	Add \$45

Accessories

BE-961-1 - Battery Eliminator 9VDC Power Source	Add \$345
---	-----------

Exit Alarm (EA) - Available on all VS Devices

Price Add \$446

Standard Package Includes:

- Switch monitors pushpad movement and triggers alarm
- Manual Key Arming standard or field-selectable 2-minute auto rearm
- Remote Alarm Relay output (std.) Common, Normally Open or Normally Closed Relay contacts
- Bypass Alarm Relay input (std.) Normally Open Relay Contacts
- Low-Battery Alert (std.), field-selectable option to remove backup battery / disable low-battery alert
- Cylinder Dogging (CD) standard or Less Dogging (LD - NOTE: Fire Rated devices come LD only)
- 120V to 12VAC Transformer and 9V Battery Backup
- Flexible 3' Conduit Loop and Endcap Connector
- Pushpad Signage "Push to Open Alarm Will Sound"

Options

KS - Keystop feature installed	Add \$9
FC10 - 10' Flexible Conduit and fittings	Add \$99
LD - Less Dogging	N/C
BLK - Black pushpad (includes peel & stick door signage "Emergency Exit Only Alarm Will Sound")	N/C
IN - 220V to 24VAC Transformer substituted for standard transformer	N/C
277 - 277V to 24VAC Transformer substituted for standard transformer	Add \$48
LBM - Latch Bolt Monitoring (alarm triggered by dead latch)	Add \$45
PT-5 - Power Transfer	Add \$195
EWH8-626 - Electric Hinge	Add \$467

Exit Alarm (EH) - Hardwired 12V - 24VAC/DC

See Exit Alarm (EA) (above)

Exit Alarm with Remote Signal (EH R) - Hardwired 12V - 24 VAC/DC

See Exit Alarm (EA) (above)

ELECTRIFIED OPTIONS CONT'D ON PAGE 83

Weatherized Exit Alarm (EB W) - Battery Powered - Available on all VS Devices		Price Add \$612
Standard Package Includes: - Switch monitors pushpad movement and triggers alarm - Remote signaling, remote bypass, pushpad monitoring - Green & Red LED, cylinder arming, 9-volt battery and piezo horn - Manual Key Arming standard or field-selectable 2-minute auto rearm - Remote Alarm Relay output (std.) Common, Normally Open or Normally Closed Relay contacts - Bypass Alarm Relay input (std.) Normally Open Relay Contacts - Low-Battery Alert (std.), field-selectable option to remove backup battery / disable low-battery alert - Cylinder Dogging (CD) standard or Less Dogging (LD - NOTE: Fire Rated devices come LD only) - Pushpad Signage "Push to Open Alarm Will Sound"		
Options		
KS - Keystop feature installed		Add \$9
LD - Less Dogging		N/C
BLK - Black pushpad (includes peel & stick door signage "Emergency Exit Only Alarm Will Sound")		N/C
FC3W - Weatherized 3' Flexible Conduit and fittings		Add \$87
FC10W - Weatherized 10' Flexible Conduit and fittings		Add \$103
Accessories		
106595-5 - Battery Eliminator 9VDC Power Source in NEMA Enclosure		Add \$1,889
Electric Dogging (ED) - Available on all VS Devices		Price Add \$608
Standard Package Includes: - On-board switching requires initial manual pushpad depression after electric activation - Long-term dogging - Flexible 3' Conduit Loop and Endcap Connector (NOTE: A 24V power supply or logic controller is required for ED but not included.) (NOTE: Most applications with ED require a power switch - See page 142)		
Options		
IN - 220V to 24VAC Transformer		N/C
EX - Request to Exit Switching (example ED EX)		Add \$179
FC10 - 10' Flexible Conduit and fittings		Add \$99
PT-5 - Power Transfer		Add \$195
EW8-626 - Electric Hinge		Add \$467
Accessories		
CS462 Keyswitch (For other keyswitch and push button options, see page 142)		Add \$236
PP-5152-2 24VAC Transformer		Add \$107
24V Power Supply for filtered, regulated power and simplified fire loop connections		See Page 96

ELECTRIFIED OPTIONS CONT'D ON PAGE 84

Electric Latch Retraction with Request to Exit Switch (ER EX) - Available on all VS Devices		Price Add \$1,311
Standard Package Includes - Simultaneous latch and pushpad retraction - Flexible 3' Conduit Loop and Endcap Connector - Long-term dogging capability - Request to Exit Switch (NOTE: A Logic Controller and Power Supply is required for ER but not included in standard package)		
Options		
FC10 - 10' Flexible Conduit and fittings		Add \$99
PT-5 - Power Transfer		Add \$195
EWH8-626 - Electric Hinge		Add \$467
Required Accessories		
81-800 Power Supply Controller for Latch Retraction - Single Door		See page 96
82-800 Power Supply Controller for Latch Retraction - Pairs of Doors Simultaneous		See page 96
83-800 Power Supply Controller for Latch Retraction - Pairs of Doors Independent		See page 96

Weatherized Electric Latch Retraction with Request to Exit Switch (ER EX W) - Available on all VS Devices		Price Add \$2,097
Standard Package Includes: - Weatherized simultaneous latch and pushpad retraction - Long-term dogging capability - Request to Exit Switch - Weatherized flexible 3' Conduit Loop and Endcap Connector (NOTE: A Power Supply is required for ER but not included in standard package. If mounting outside, NEMA enclosure required)		
Options		
FC10W - Weatherized 10' Flexible Conduit and fittings		Add \$103
Required Accessories		
81-800 Power Supply Controller for Latch Retraction - Single Door		See page 96
82-800 Power Supply Controller for Latch Retraction - Pairs of Doors Simultaneous		See page 96
83-800 Power Supply Controller for Latch Retraction - Pairs of Doors Independent		See page 96

Electric Lock/Unlock (EU2W) Lever - Contact factory for use on medium and wide stile doors
See Value Series Trim Page 73 for complete information

Delayed Egress Magnetic Locking (EM)
See Delayed Egress (EE) (opposite page)

ELECTRIFIED OPTIONS CONT'D ON PAGE 85

Delayed Egress (EE) - Available on all VS Devices		Price Add \$1,948
<p>Standard Package Includes:</p> <ul style="list-style-type: none"> - Switch monitors latch bolt and triggers alarm - 15-second Delayed Egress with dead latch monitoring - 15-second arming delay (AD) with extended bypass (alarm arms after door closes) - 1-second nuisance delay - Comes standard with 24V Filtered and Regulated Power Supply with simplified fire loop connections <p>(NOTE: Detex Power Supply required and included with standard EE Package, can power both devices for a pair of doors, specify V40 EExPSO for second door)</p> <ul style="list-style-type: none"> - Remote Alarm Relay output (std.) Common, Normally Open or Normally Closed Relay contacts and Remote Reset - Bypass Alarm Relay input (std.) Normally Open Relay Contacts - Low-Battery Alert (std.), field-selectable option to remove backup battery / disable low-battery alert - Cylinder Dogging (CD) standard or Less Dogging (LD - NOTE: Fire Rated devices come LD only) - Delayed Egress Door Sign (ECL-395 English, 15 seconds, Red) - Flexible 3' Conduit Loop and Endcap Connector - Pushpad Signage "Push to Open Alarm Will Sound" <p>For non-standard arming delay, non-standard nuisance delay, 2-minute alarm silence, non-extended bypass, set grant times and other non-standard options or features, contact factory.</p>		
Options		
KS - Key Stop feature installed		Add \$9
LD - Less Dogging		N/C
30 - 30-Second Delayed Egress (example EEx30) Substitute Door Signage available in various languages (See Accessories - page 90)		N/C
BLK - Black pushpad (includes peel & stick door signage "Emergency Exit Only Alarm Will Sound")		N/C
FC10 - 10' Flexible Conduit and fittings		Add \$99
SA - Silent Arming		Add \$195
PT-5 - Power Transfer		Add \$205
EWB8-626 - Electric Hinge		Add \$467
L9 - Less Battery		Add \$8
SI - Status Indicator		Add \$8
L9xSI - Less Battery & Status Indicator		Add \$16
PS0 - Less Power Supply		Subtract \$225

Electric Integration (EI) - Available on V40 Devices		Price Add \$233
<p>Standard Package Includes:</p> <ul style="list-style-type: none"> - Switches to monitor dead latch and outside trim input - Green and Red LED, cylinder arming and piezo horn (logic & power supply separate) - Cylinder Dogging (CD) standard or Less Dogging (LD - NOTE: Fire Rated devices come LD only) - Black pushpad with peel & stick door signage "Push To Exit Alarm Will Sound" <p>(NOTE: A Logic Controller is required for EI but not included in standard package)</p>		
Options		
KS - Key Stop feature installed		Add \$9
LD - Less Dogging		N/C
RWE - Red pushpad with white signage (English) - other languages available		N/C
FC3 - 3' Flexible Conduit and fittings		Add \$53
FC10 - 10' Flexible Conduit and fittings		Add \$99
PT-5 - Power Transfer		Add \$195
EWB8-626 - Electric Hinge		Add \$467
Accessories		
10-800 or 11-800 - Logic Controller & Power Supply for Electric Integration		See Page 98

ELECTRIFIED OPTIONS CONT'D ON PAGE 86

Electric Switching (ES) - Available on V40 Devices

Price Add \$198

Standard Package Includes:

- Switching monitors dead latch and outside trim input
- HD (Hex Dogging) standard or Less Dogging (LD - NOTE: Fire Rated devices come LD only)
- Black pushpad with peel & stick door signage "Push to Exit Alarm Will Sound"

Options

FC3 - 3' Flexible Conduit and fittings	Add \$53
FC10 - 10' Flexible Conduit and fittings	Add \$99
CD - Cylinder Dogging	N/C
LD - Less Dogging	N/C
RWE - Red pushpad with white signage (English) - other languages available	N/C
PT-5 - Power Transfer	Add \$195
EWH8-626 - Electric Hinge	Add \$467

Request to Exit Signaling (EX) - Available on all VS Devices

Price Add \$179

Standard Package Includes:

- Switch monitors pushpad
- Hex Dogging (HD) standard or Less Dogging (LD - NOTE: Fire Rated devices come LD only)
- Black pushpad with peel & stick door signage "Push To Exit Alarm Will Sound"
- Flexible 3' Conduit Loop and Endcap Connector

Options

FC10 - 10' Flexible Conduit and fittings	Add \$99
CD - Cylinder Dogging	N/C
LD - Less Dogging	N/C
RWE - Red pushpad with white signage (English) - other languages available	N/C
PT-5 - Power Transfer	Add \$195
EWH8-626 - Electric Hinge	Add \$467

Weatherized Request to Exit Signaling (EX W) - Available on all VS Devices

Price Add \$254

Standard Package Includes:

- Weatherized Switch monitors pushpad
- Cylinder Dogging (CD) standard or Less Dogging (LD - NOTE: Fire Rated devices come LD only)
- Red pushpad wrap with White Signage (English) "Push To Exit Alarm Will Sound"
- Weatherized flexible 3' Conduit Loop and Endcap Connector

Options

FC10W - Weatherized 10' Flexible Conduit and fittings	Add \$103
CD - Cylinder Dogging	N/C
LD - Less Dogging	N/C
Black pushpad with peel & stick door signage "Push To Exit Alarm Will Sound"	N/C

ELECTRIFIED OPTIONS CONT'D ON PAGE 87

Request to Exit Switching for High Current (EXV) - Available on All VS Devices		Price Add \$281
Standard Package Includes: - 3-Amp Switch monitors pushpad - Hex Dogging (HD) standard or Less Dogging (LD - NOTE: Fire Rated devices come LD only) - Flexible 3' Conduit Loop and Endcap Connector		
Options		
FC10 - 10' Flexible Conduit and fittings		Add \$99
PT-5 - Power Transfer		Add \$195
EW8-626 - Electric Hinge		Add \$467
CD - Cylinder Dogging		N/C
LD - Less Dogging		N/C
2 - Includes 2 High Current Switches (EXV2)		Add \$300

Weatherized Request to Exit Switching for High Current (EXV W) - Available on All VS Devices		Price Add \$352
Standard Package Includes: - Weatherized 3-Amp Switch monitors pushpad - Cylinder Dogging (CD) standard or Less Dogging (LD - NOTE: Fire Rated devices come LD only) - Red pushpad wrap with White Signage (English) "Push To Exit Alarm Will Sound" - Weatherized flexible 3' Conduit Loop and Endcap Connector		
Options		
FC10W - Weatherized 10' Flexible Conduit and fittings		Add \$103
CD - Cylinder Dogging		N/C
LD - Less Dogging		N/C
2 - Includes 2 High Current Switches (EXV W2)		Add \$352
Black pushpad with peel & stick door signage "Push To Exit Alarm Will Sound"		N/C

	628 Base Price	EB	EB W	ED	EE	EA	EI	ER EX	ER EX W	ES	EX	EX W	EXV	EXV W
Model		\$213	\$612	\$608	\$1,948	\$446	\$233	\$1,311	\$2,097	\$198	\$179	\$254	\$281	\$352
V40 Rim (device only)	\$530	743	1,142	1,138	2,478	976	763	1,841	2,627	728	709	784	811	882
V4001P (cover plate)	\$649	862	1,261	1,257	2,597	1,095	882	1,960	2,746	847	828	903	930	1,001
V4001PN (cover plate)	\$649	862	1,261	1,257	2,597	1,095	882	1,960	2,746	847	828	903	930	1,001
V4002A (dummy pull)	\$661	874	1,273	1,269	2,609	1,107	894	1,972	2,758	859	840	915	942	1,013
V4002AN (dummy pull)	\$661	874	1,273	1,269	2,609	1,107	894	1,972	2,758	859	840	915	942	1,013
V4002WP (dummy wire pull)	\$829	1,042	1,441	1,437	2,777	1,275	1,062	2,140	2,926	1,027	1,008	1,083	1,110	1,181
V4003P (key retracts latch pull)	\$649	862	1,261	1,257	2,597	1,095	882	1,960	2,746	847	828	903	930	1,001
V4003PN (key retracts latch pull)	\$649	862	1,261	1,257	2,597	1,095	882	1,960	2,746	847	828	903	930	1,001
V4003WS (key retracts latch)	\$739	952	1,351	1,347	2,687	1,185	972	2,050	2,836	937	918	993	1,020	1,091
V4003A (key retracts latch pull)	\$661	874	1,273	1,269	2,609	1,107	894	1,972	2,758	859	840	915	942	1,013
V4003AN (key retracts latch pull)	\$661	874	1,273	1,269	2,609	1,107	894	1,972	2,758	859	840	915	942	1,013
V4002BN (dummy lever)	\$902	1,115	1,514	1,510	2,850	1,348	1,135	2,213	2,999	1,100	1,081	1,156	1,183	1,254
V4002D2W (dummy lever)	\$1,067	1,280	1,679	1,675	3,015	1,513	1,300	2,378	3,164	1,265	1,246	1,321	1,348	1,419
V4008BN (key locks/unlocks lever)	\$902	1,115	1,514	1,510	2,850	1,348	1,135	2,213	2,999	1,100	1,081	1,156	1,183	1,254
V4008D2W (key locks/unlocks lever)	\$1,169	1,382	1,781	1,777	3,117	1,615	1,402	2,480	3,266	1,367	1,348	1,423	1,450	1,521
V4009BN (lever active by key; locked when key removed)	\$902	1,115	1,514	1,510	2,850	1,348	1,135	2,213	2,999	1,100	1,081	1,156	1,183	1,254
V4009D2W (lever active by key; locked when key removed)	\$1,169	1,382	1,781	1,777	3,117	1,615	1,402	2,480	3,266	1,367	1,348	1,423	1,450	1,521
V4014BN (lever always active)	\$902	1,115	1,514	1,510	2,850	1,348	1,135	2,213	2,999	1,100	1,081	1,156	1,183	1,254
V4014D2W (lever always active)	\$1,169	1,382	1,781	1,777	3,117	1,615	1,402	2,480	3,266	1,367	1,348	1,423	1,450	1,521
V40EU2W (electric lock/unlock)	\$1,911	2,124	2,523	2,519	3,859	2,357	2,144	3,222	4,008	2,109	2,090	2,165	2,192	2,263

V40xNS Narrow Stile Rim (device only)	\$582	795	1,194	1,190	2,530	1,028	815	1,893	2,679	780	761	836	863	934
V4001PNxNS (cover plate)	\$701	914	1,313	1,309	2,649	1,147	934	2,012	2,798	899	880	955	982	1,053
V4002ANxNS (dummy pull)	\$713	926	1,325	1,321	2,661	1,159	946	2,024	2,810	911	892	967	994	1,065
V4002WPxNS (dummy wire pull)	\$881	1,094	1,493	1,489	2,829	1,327	1,114	2,192	2,978	1,079	1,060	1,135	1,162	1,233
V4003PNxNS (key retracts latch pull)	\$701	914	1,313	1,309	2,649	1,147	934	2,012	2,798	899	880	955	982	1,053
V4003WSxNS (key retracts latch pull)	\$791	1,004	1,403	1,399	2,739	1,237	1,024	2,102	2,888	989	970	1,045	1,072	1,143
V4003ANxNS (key retracts latch pull)	\$713	926	1,325	1,321	2,661	1,159	946	2,024	2,810	911	892	967	994	1,065
V4002BNxNS (dummy lever)	\$954	1,167	1,566	1,562	2,902	1,400	1,187	2,265	3,051	1,152	1,133	1,208	1,235	1,306
V4008BNxNS (key locks/unlocks lever)	\$954	1,167	1,566	1,562	2,902	1,400	1,187	2,265	3,051	1,152	1,133	1,208	1,235	1,306
V4009BNxNS lever active by key; locked when key removed)	\$954	1,167	1,566	1,562	2,902	1,400	1,187	2,265	3,051	1,152	1,133	1,208	1,235	1,306
V4014BNxNS (lever always active)	\$954	1,167	1,566	1,562	2,902	1,400	1,187	2,265	3,051	1,152	1,133	1,208	1,235	1,306

EASY PRICE REFERENCE CHART CONT'D ON PAGE 89

	628 Base Price	EB	EB W	ED	EE	EA	EI	ER EX	ER EX W	ES	EX	EX W	EXV	EXV W
Model		\$213	\$612	\$608	\$1,948	\$446	\$233	\$1,311	\$2,097	\$198	\$179	\$254	\$281	\$352
V50/V51 Surface Vertical Rod (device only)	\$1,104	1,317	1,716	N/A	3,052	1,550	N/A	2,415	3,201	N/A	1,283	N/A	1,385	1,456
V5001P (cover plate)	\$1,223	1,436	1,835	N/A	3,171	1,669	N/A	2,534	3,320	N/A	1,402	N/A	1,504	1,575
V5001PN (cover plate)	\$1,223	1,436	1,835	N/A	3,171	1,669	N/A	2,534	3,320	N/A	1,402	N/A	1,504	1,575
V5002A (dummy pull)	\$1,235	1,448	1,847	N/A	3,183	1,681	N/A	2,546	3,332	N/A	1,414	N/A	1,516	1,587
V5002AN (dummy pull)	\$1,235	1,448	1,847	N/A	3,183	1,681	N/A	2,546	3,332	N/A	1,414	N/A	1,516	1,587
V5002WP (dummy wire pull)	\$1,403	1,616	2,015	N/A	3,351	1,849	N/A	2,714	3,500	N/A	1,582	N/A	1,684	1,755
V5003P (key retracts latch pull)	\$1,223	1,436	1,835	N/A	3,171	1,669	N/A	2,534	3,320	N/A	1,402	N/A	1,504	1,575
V5003PN (key retracts latch pull)	\$1,223	1,436	1,835	N/A	3,171	1,669	N/A	2,534	3,320	N/A	1,402	N/A	1,504	1,575
V5003WS (key retracts latch pull)	\$1,313	1,526	1,925	N/A	3,261	1,759	N/A	2,624	3,410	N/A	1,492	N/A	1,594	1,665
V5003A (key retracts latch pull)	\$1,235	1,448	1,847	N/A	3,183	1,681	N/A	2,546	3,332	N/A	1,414	N/A	1,516	1,587
V5003AN (key retracts latch pull)	\$1,235	1,448	1,847	N/A	3,183	1,681	N/A	2,546	3,332	N/A	1,414	N/A	1,516	1,587
V5002BN (dummy lever)	\$1,476	1,689	2,088	N/A	3,424	1,922	N/A	2,787	3,573	N/A	1,655	N/A	1,757	1,828
V5002D2W (dummy lever)	\$1,641	1,854	2,253	N/A	3,589	2,087	N/A	2,952	3,738	N/A	1,820	N/A	1,922	1,993
V5008BN (key locks/unlocks lever)	\$1,476	1,689	2,088	N/A	3,424	1,922	N/A	2,787	3,573	N/A	1,655	N/A	1,757	1,828
V5008D2W (key locks/unlocks lever)	\$1,743	1,956	2,355	N/A	3,691	2,189	N/A	3,054	3,840	N/A	1,922	N/A	2,024	2,095
V5009BN (lever active by key; locked when key removed)	\$1,476	1,689	2,088	N/A	3,424	1,922	N/A	2,787	3,573	N/A	1,655	N/A	1,757	1,828
V5009D2W (lever active by key; locked when key removed)	\$1,743	1,956	2,355	N/A	3,691	2,189	N/A	3,054	3,840	N/A	1,922	N/A	2,024	2,095
V5014BN (lever always active)	\$1,476	1,689	2,088	N/A	3,424	1,922	N/A	2,787	3,573	N/A	1,655	N/A	1,757	1,828
V5014D2W (lever always active)	\$1,743	1,956	2,355	N/A	3,691	2,189	N/A	3,054	3,840	N/A	1,922	N/A	2,024	2,095
V50EU2W (electric lock/unlock)	\$2,485	2,698	3,097	N/A	4,433	2,931	N/A	3,796	4,582	N/A	2,664	N/A	2,766	2,837
V50xNS/V51xNS Narrow Stile Surface Vertical Rod (device only)	\$1,156	1,369	1,768	N/A	3,104	1,602	N/A	2,467	3,253	N/A	1,335	N/A	1,437	1,508
V5001PNxNS (cover plate)	\$1,275	1,488	1,887	N/A	3,223	1,721	N/A	2,586	3,372	N/A	1,454	N/A	1,556	1,627
V5002ANxNS (dummy pull)	\$1,287	1,500	1,899	N/A	3,235	1,733	N/A	2,598	3,384	N/A	1,466	N/A	1,568	1,639
V5002WPxNS (dummy wire pull)	\$1,455	1,668	2,067	N/A	3,403	1,901	N/A	2,766	3,552	N/A	1,634	N/A	1,736	1,807
V5003PNxNS (key retracts latch pull)	\$1,275	1,488	1,887	N/A	3,223	1,721	N/A	2,586	3,372	N/A	1,454	N/A	1,556	1,627
V5003WSxNS (key retracts latch pull)	\$1,365	1,578	1,977	N/A	3,313	1,811	N/A	2,676	3,462	N/A	1,544	N/A	1,646	1,717
V5003ANxNS (dummy pull)	\$1,287	1,500	1,899	N/A	3,235	1,733	N/A	2,598	3,384	N/A	1,466	N/A	1,568	1,639
V5002BNxNS (dummy lever)	\$1,528	1,741	2,140	N/A	3,476	1,974	N/A	2,839	3,625	N/A	1,707	N/A	1,809	1,880
V5008BNxNS (key locks/unlocks lever)	\$1,528	1,741	2,140	N/A	3,476	1,974	N/A	2,839	3,625	N/A	1,707	N/A	1,809	1,880
V5009BNxNS (lever active by key; locked when key removed)	\$1,528	1,741	2,140	N/A	3,476	1,974	N/A	2,839	3,625	N/A	1,707	N/A	1,809	1,880
V5014BNxNS (lever always active)	\$1,528	1,741	2,140	N/A	3,476	1,974	N/A	2,839	3,625	N/A	1,707	N/A	1,809	1,880

Electric Slide-In Filler Kits (For Service & Repair Parts - Contact Factory)			Price
SIFV-EB	Exit Alarm 9VDC (Battery Powered) Includes pushpad monitoring	SIFV-EB-36" SIFV-EB-48"	\$291 \$303
SIFV-EB-W	Weatherized Exit Alarm 9VDC (Battery Powered) Includes pushpad monitoring, remote signal & remote bypass	SIFV-EB-W-36" SIFV-EB-W-48"	\$767 \$783
SIFV-EA	Exit Alarm 12VAC - 24VAC (Hardwired) Includes pushpad monitoring, remote signal & remote bypass	SIFV-EA-36" SIFV-EA-48"	\$525 \$538
SIFV-EX	Request to Exit Switching Includes pushpad monitoring Specify Cylinder Dogging (CD), Less Dogging (LD) or Hex Dogging (HD)	SIFV-EX-36" SIFV-EX-48"	\$210 \$227
SIFV-EX-W	Weatherized Request to Exit Switching Includes weatherized pushpad monitoring Specify Cylinder Dogging (CD), Less Dogging (LD) or Hex Dogging (HD)	SIFV-EX-W-36" SIFV-EX-W-48"	\$285 \$301
HD-CD-LD Slide-In Filler Kits			
SIFV-LD	Less Dogging Slide-In Filler Kit	SIFV-LD-36" SIFV-LD-48"	\$26 \$32
SIFV-HD	Hex Key Dogging Slide-In Filler Kit	SIFV-HD-36" SIFV-HD-48"	\$63 \$63
SIFV-CD	Cylinder Dogging Slide-In Filler Kit	SIFV-CD-36" SIFV-CD-48"	\$63 \$63
Cylinders		(NOT Factory Installed in device)	(Factory Installed in device)
MC65	Mortise Cylinder, Schlage "C" Keyway, 1-1/8" 6-pin, Keyed 5-pin - Specify Finish	\$42	\$84
IC7	7-pin SFIC Mortise Cylinder Housing (Core not included)	\$42	\$84
IC7R	7-pin SFIC Rim Cylinder Housing (Core not included)	\$42	\$84
RC65	Rim Cylinder, Schlage "C" Keyway, 6-pin, Keyed 5-pin (Also known as ECL-445K) - Specify Finish	\$42	\$84
Cylinder Collars and Accessories		Finishes:	606, 612, 626, 630
CCL	Cylinder Collar, Long 11/16" - Specify Finish		\$45
CCS	Cylinder Collar, Short 7/16" - Specify Finish		\$41
CBK	Cylinder Bracket Kit (for rim cylinder used with other manufacturer's trim)		(no finish) \$39
Shaft Extension			
SE-2	Shaft Extension Kit for Lever Trims for 2 - 2-1/2" thick door		\$76
SE-25	Shaft Extension Kit for Lever Trims for 2-1/8 - 2-5/8" thick door		\$76
SE-3	Shaft Extension Kit for Lever Trims for 2-5/8 - 3-1/8" thick door		\$120
SE-35	Shaft Extension Kit for Lever Trims for 3-1/8 - 3-5/8" thick door		\$120
SE-4	Shaft Extension Kit for Lever Trims for 3-5/8 - 4-1/4" thick door		\$120
SE-65	Shaft Extension Kit for Lever Trims for 6 - 6-5/8" thick door		\$120

PARTS/ACCESSORIES CONT'D ON PAGE 91

Strike Kits		Price
94	Double Door Strike Kit with Tamper Resistant and Standard Fasteners (for V40 Series Devices) (no security driver required)	\$81
96	Surface Non-Roller Strike (for V50/V51 Series Devices)	\$41
96B	Dustproof Strike (for V50 Series Devices)	\$59
98	Semi-Mortise Strike (for V40 Series Devices)	\$59
99	Surface Strike (for V40 Series Devices)	\$49
SHK1	Strike Hook Kit (1 per package)	\$24
Hex Dogging Key		
HDK	Hex Dogging Key	\$9
Mounting Accessories		
NSK	Narrow Stile Door Kit (Can work for V40 and V50) Converts Standard Value Series Device to fit 2" stile - Specify Device Finish: 628 or 711	\$117
NSK-SVR	Narrow Stile Door Kit For Surface Vertical Rods (Only works for V50) Converts Standard Value Series Device to fit 2" stile - Specify Device Finish: 628 or 711	\$58
SN1	Sex Nut Kit 1/4"-20 (2 per pkg) - Specify Finish: 606, 613, 630	\$24
SSK3	Torx® Security Screw Kit for Value Series - Includes security tip driver and tamper resistant fasteners	\$53
Rod Covers and Bottom Bolt Guards		
RC	Rod Covers	\$206
BG	Bottom Bolt Guard	\$124
RCxBG	Rod Covers and Bottom Bolt Guard	\$330
Glass Bead Kit		
GB5	Glass Bead Kit - V50 Series (Used as 1/4" shim for flush doors with light kit moldings)	\$414
GB15	Glass Bead Kit - V40 Series (Used as 1/4" shim for flush doors with light kit moldings)	\$93
Flexible Conduit Loop Kits, Armored Cable Kits and Power Transfers		
FC3	Flex Conduit Kit includes 3' conduit and fittings	\$53
FC10	Flex Conduit Kit includes 10' conduit and fittings	\$99
FC3W	Weatherized Flex Conduit Kit includes 3' conduit, fittings and waterproof wire nuts	\$87
FC10W	Weatherized Flex Conduit Kit includes 10' conduit, fittings and waterproof wire nuts	\$103
AL18	Surface Mount Flex Armor Loop, Aluminum Finish, 18" - Mounted to door and wall	\$99
JB-R	Junction Box with Relay	\$439
PT-5	Power Transfer	\$195
EW8-626	Electric Hinge	\$467

PARTS/ACCESSORIES CONT'D ON PAGE 92

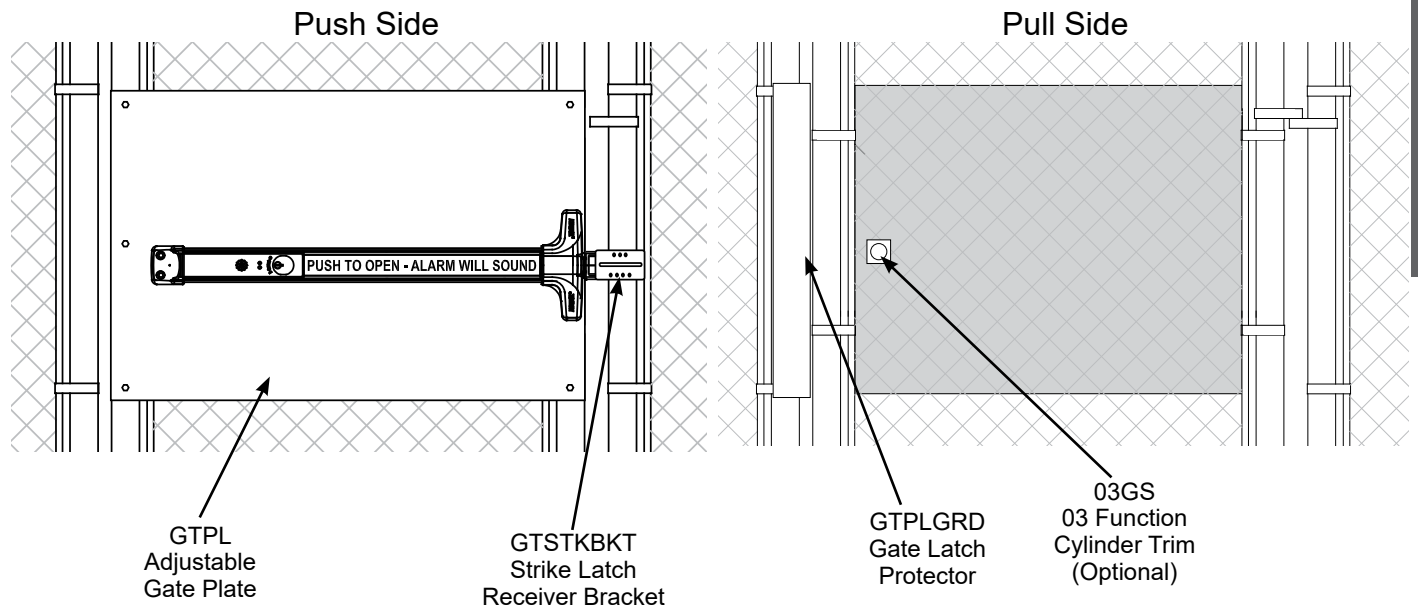
Delayed Egress Peel and Stick Door Signage Chart		PUSH UNTIL ALARM SOUNDS DOOR CAN BE OPENED IN 15 SECONDS	Price
PUSH UNTIL ALARM SOUNDS - DOOR CAN BE OPENED IN XX SECONDS			
ECL-395	English - 15 Second - Red (Standard)		\$19
ECL-395-1	English - 30 Second - Red		\$19
ECL-395-2	French/Canadian - 15 Second - Red		\$19
ECL-395-3	French/Canadian - 30 Second - Red		\$19
ECL-395-4	Spanish - 15 Second - Red		\$19
ECL-395-5	Spanish - 30 Second - Red		\$19
ECL-395-6	French - 15 Second - Green		\$19
ECL-395-7	French - 30 Second - Green		\$19
ECL-395-8	German - 15 Second - Green		\$19
ECL-395-9	German - 30 Second - Green		\$19
ECL-395-10	Chinese - 15 Second - Red		\$19
ECL-395-11	Chinese - 30 Second - Red		\$19
ECL-395-12	English European - 15 Second - Red		\$19
ECL-395-13	English European - 30 Second - Red		\$19
Peel & Stick Door Sign		PUSH TO OPEN ALARM WILL SOUND	
PUSH TO OPEN - ALARM WILL SOUND			
101802-1	English - Green		\$21
101802-2	French - Green		\$21
101802-3	German - Green		\$21
101802-4	Chinese - Red		\$21
101802-5	Spanish - Red		\$21
101802-6	French/Canadian - Red		\$21
Optional Value Series Pushpad Signage Chart		PUSH TO OPEN-ALARM WILL SOUND	
PUSH TO OPEN - ALARM WILL SOUND		36" 48"	
105417-1	Pushpad wrap kit - 3-foot Red, white lettering	\$24	
105417-2	Pushpad wrap kit - 4-foot Red, white lettering		\$24
105417-3	Pushpad wrap kit - 3-foot Black, no lettering	\$24	
105417-4	Pushpad wrap kit - 4-foot Black, no lettering		\$24
For Other Languages, Contact Factory			
Delayed Egress Outdoor Signage Chart		PUSH UNTIL ALARM SOUNDS DOOR CAN BE OPENED IN 15 SECONDS	
PUSH UNTIL ALARM SOUNDS - DOOR CAN BE OPENED IN 15 SECONDS			
101906	English - 15 Second (Metal Sign - Non-Adhesive)		\$108
101906-1	English - 30 Second (Metal Sign - Non-Adhesive)		\$108

PARTS/ACCESSORIES CONT'D ON PAGE 93

MODEL NO.	DESCRIPTION	PRICE
GTPLKIT	Gate Plate Kit - Includes Gate Latch Protector (GTPLGRD), Strike Latch Receiver Bracket (GTSTKBKT), Adjustable Gate Plate (GTPL)	\$1,057

MODEL NO.	DESCRIPTION	PRICE
GTPL	Adjustable Gate Plate - Fits Single Gates 32" - 52" wide Fits square or round gate frames Plate comes without mounting holes for device	\$764
GTSTKBKT	Strike Latch Receiver Bracket	\$306
GTPLGRD	Gate Latch Protector	\$161
03GS	Optional 03 function cylinder trim used on gates (Rim Cylinder sold separately)	\$155
08GS	Spacer for Wide Lever Trim	\$166
08GSN	Spacer for Narrow Lever Trim	\$166

All above parts available in black (specify BLK) and gray (std.) finish
For rim applications (further fabrication to opening required for SVR applications)



EXIT DEVICE SOLD SEPARATELY

For more information, see Value Series weatherized exit devices