


## ECL-230D SERIES




Meets ADA Requirements


| <br>Metal Photoluminescent Plate | MODEL NO.   | DESCRIPTION   | PRICE |
|---|---|---|-------|
|   | ECL-230D  | UL-Listed Panic Hardware Exit Control Lock  | \$399 |
|   | ECL-230D-PH   | UL-Listed Panic Hardware Standard Exit Control Lock w/Long Bar<br>36" to 48" Door Width | \$459 |
| <p><b>NOTE:</b><br/>ECL-230D-PH for use on doors that require Panic Hardware</p>                                  | <p>Supplied with: 9-volt battery, cover lock w/2 keys, ECL-437 &amp; ECL-439 Keepers Available in Gray or Black<br/>English paddle bar plate (ECL-8220 w/ECL-230D or ECL-2109 w/ECL-230D-PH)<br/>Shipped less rim cylinder - Rim cylinder available at additional cost (see p. 124)<br/>Foreign language paddle bar plates available (see p. 117)</p> |   |       |




MAP Policy Applies See page 9

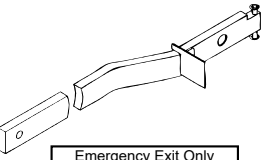
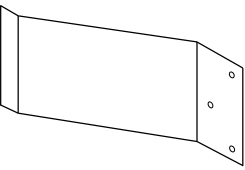
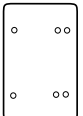
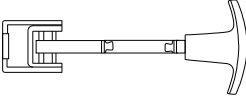
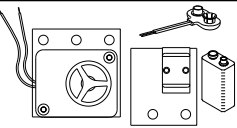
## ECL-600 FIRE RATED HARDWARE

| <br>Metal Photoluminescent Plate | MODEL NO.   | DESCRIPTION  | PRICE |
|---|---|--|-------|
|   | ECL-600   | Warnock Hersey-Listed Fire Exit Hardware w/Long Bar<br>36" to 48" Door Width | \$724 |
|   | <p>3-Hour Listing - Single Door to 4' x 8' - Double Doors to 8' x 8'<br/>Supplied with: 9-volt battery, cover lock w/2 keys<br/>Available in Gray or Black<br/>Keeper &amp; strike kit<br/>English paddle bar plate - ECL-2109<br/>Shipped less control cylinders<br/>Rim cylinders available at additional cost (see p. 124)</p> |  |       |

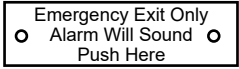
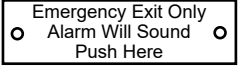
## ECL-620 Outside Lever Trim for ECL-600

|  | MODEL NO. | DESCRIPTION   | PRICE |
|---|-----------|---|-------|
|   | ECL-620   | Outside Lever Trim<br>Lever retracts latch bolt only<br>Rim Cylinder (not included) operates deadbolt<br>Finish: Black only<br>Field Reversible | \$349 |

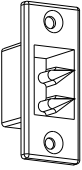
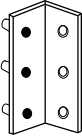

|  | MODEL NO.   | DESCRIPTION  | PRICE |
|---|-------------|--|-------|
|   | PP-5572     | Replacement Cover Lock & 2 Keys                                  | \$11  |
|  | ECL-405-X   | Cover Lock Key<br>X = specify Key # 11-20                        | \$3   |
|  | ECL-405-KIT | Set of all Cover Lock Keys<br>Includes key numbers 11 through 20 | \$18  |


|  <p data-bbox="121 1039 308 1087">Emergency Exit Only<br/>Alarm Will Sound<br/>Push Here</p> | MODEL NO. | DESCRIPTION  | PRICE |
|---|-----------|--|-------|
|   | ECL-2105K | Field Conversion Kit<br>For 36" to 48" Door Width<br>with metal Photoluminescent plate | \$87  |
|   | ECL-436K  | Bar Guard Kit (For use<br>with Standard ECL-230D)                                      | \$27  |
|   | ECL-2100K | Bar Guard Kit (For use<br>with ECL-230D-PH & ECL-600)                                  | \$39  |
|    | ECL-475K  | Decorative Back<br>Plate Kit   | \$49  |
|   | ECL-498K  | Outside Pull and Warning Sign<br>(Not for use on Fire Rated Doors)                     | \$99  |
|   | ECL-2111K | 6V-to-9V Conversion Kit<br>(For use with ECL-230D<br>and ECL-230C models only)         | \$69  |

Exit Control Locks

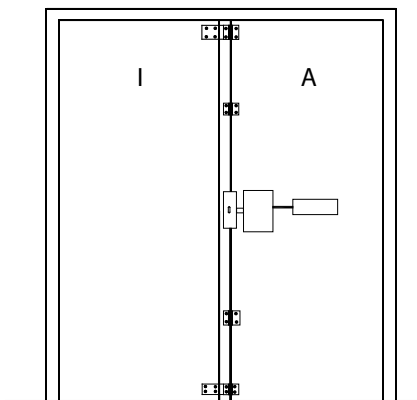
|  |                |  |
|--|----------------|--|
| <br><b>(Metal Photoluminescent Plate)</b> | ECL-8220 (RWE) | <b>ECL-230D Metal Exit Bar Plates Specify:</b><br>English \$20<br><b>ECL-230D-PH and ECL-600 Metal Exit Bar Plates Specify:</b><br>English \$29  |
|  | ECL-2109       |  |
|   | ECL-8220       | <b>ECL-230D Exit Bar Plates Specify:</b><br>English (Red) \$20<br>English (Green) \$20<br>Chinese (Red) \$20<br>French Canadian (Red) \$20<br>Spanish (Red) \$20<br>Chinese (Green) \$20 |
|  | ECL-8220-1     |  |
|  | ECL-8220-6     |  |
|  | ECL-8220-7     |  |
|  | ECL-8220-8     |  |
|  | ECL-8220-9     |  |
|  | 101248-1       | <b>ECL-230D-PH and ECL-600 Exit Bar Plates Specify:</b><br>French Canadian \$64<br>Chinese (Red) \$64<br>Chinese (Green) for PH \$64   |
|  | 101248-2       |  |
|  | 101248-3       |  |

## Keeper and Strike Kits - ECL-230D

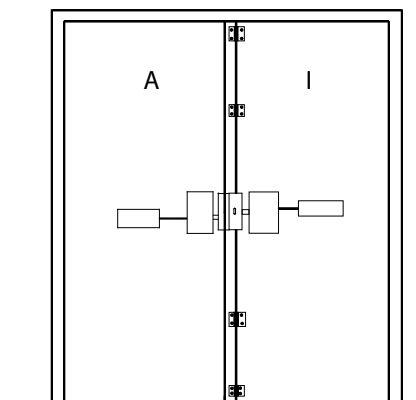
|  | MODEL NO.              | DESCRIPTION   | PRICE |
|---|------------------------|---|-------|
|   | ECL-439K               | Mortise Strike Plate Kit  | \$11  |
|  | ECL-435K               | Adjustable Surface Keeper<br>"L" & "Z" bracket for double door applications | \$23  |
|  | ECL-437K               | Adjustable Surface (standard)   | \$13  |
|   | All Strikes Non-Handed |   |       |

|  | MODEL NO. | DESCRIPTION  | PRICE |
|---|-----------|--|-------|
|   | DDH-2250  | Double Door Holder (ECL-230 Series and V40 Series) | \$178 |

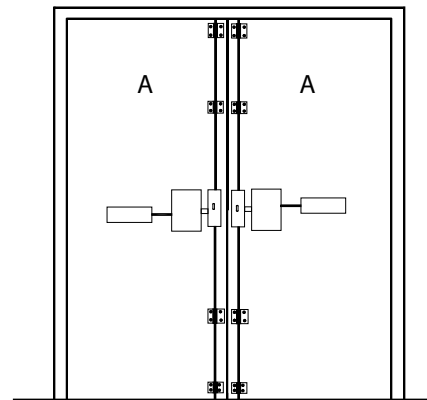
|  | MODEL NO.   | DESCRIPTION  | PRICE   |
|--|---|--|---------|
|  | VRA-143 (B)<br>84" Standard   | Application: Active Leaf Opens Both Doors<br>Includes one Vertical Rod Assembly for active leaf and two overlapping plates for inactive leaf           | \$551   |
|  | VRA-143 (C)<br>84" Standard   | Application: Active leaf opens first; Inactive leaf remains locked until ECL-230D is activated<br>Includes one Vertical Rod Assembly for inactive leaf | \$581   |
|  | VRA-143 (D)<br>84" Standard   | Application: Each Leaf Independent<br>Includes two Vertical Rod Assemblies, one for each leaf  | \$979   |
|  | Installation Type B   | Special Heights<br>over 84" to 96"   | \$668   |
|  | Installation Type C   |  | \$716   |
|  | Installation Type D   |  | \$1,321 |
|  | Installation Type B   | Over 96"   | \$726   |
|  | Installation Type C   |  | \$776   |
|  | Installation Type D   |  | \$1,339 |
|  | ECL-230D Exit Control Lock device sold separately.<br>Specify actual door opening height up to 120".<br>Specify type of installation to be made - B, C, or D.<br>NOTE: VRA-143B can also be used for a single door application to provide 2-point latching. |  |         |





**B**



**C**



**D**

|  <p>Photoluminescent<br/>Push Plate Sign</p> <p><b>Hurricane Rating Available</b></p> <p>UL-Listed Panic Hardware</p>  | MODEL NO.  | DESCRIPTION   | PRICE |
|---|------------|---|-------|
|   | ECL-230X   | Single-Point Deadbolt only<br>Exit Control Lock   | \$735 |
|   | ECL-230X-W | <br>Single-Point Deadbolt only<br>Weatherized<br>Exit Control Lock | \$989 |
| <p>Supplied with: 9-volt battery; Optional 9VDC Power Supply see BE-961 (p. 133)<br/>         Fits 36" - 48" Door (Standard)<br/>         Available in Gray (Standard)<br/>         English Push Plate Sign (RWE Standard) or<br/>         Spanish Push Plate Sign (RWS Option) Other languages available - Call Factory<br/>         Shipped less rim cylinder - Rim cylinder available at additional cost (see below)</p> |            |   |       |

## OPTIONS - ECL-230X

| MODEL NO.         | DESCRIPTION   | PRICE                             |
|-------------------|---|-----------------------------------|
| H                 | Hurricane Rated<br>Comes standard with SN1 (Sex Nut Kit)  | Add \$275                         |
| DX1<br>DX2<br>DX3 | Adds one hinge-side locking point with mounting hardware<br>Adds two hinge-side locking points with mounting hardware<br>Adds three hinge-side locking points with mounting hardware<br>DX Bolts available in Gray (Std.) or Black - Specify Finish | Add \$52<br>Add \$98<br>Add \$135 |
| 30"               | Fits 30" wide Door  | Add \$100                         |
| RC65<br>IC7R      | Rim Cylinder, Schlage "C" Keyway with 2 keys<br>Installed in Lock and / or Trim<br>Interchangeable Core Rim Cylinder Housing, Small Format<br>Installed in Lock and / or Trim (Core not Included)   | Add \$70                          |
| IP                | Inside Pull   | Add \$45                          |
| DDSK              | Double Door Strike Kit  | Add \$89                          |
| CL<br>SS<br>CL-SS | Cover Lock & 2 Keys (Installed)<br>Security Screws<br>Cover Lock & Security Screws  | Add \$22<br>Add \$23<br>Add \$45  |
| SN1               | Sex Nut Kit (included with Hurricane Rated)   | Add \$18 (per kit)                |
| RK                | ECL-230D Retrofit Kit<br>(Endcap plate and lock-body plate)   | Add \$38                          |

NOTE: All cylinders are keyed different. Keyed alike is available upon request.



|   |                   |   |         |
|---|-------------------|---|---------|
| <p style="text-align: center;">ECL-230X-TB</p> <p style="text-align: center;">ECL-230X-TD</p> <p style="text-align: center;">Photoluminescent<br/>Push Plate Sign</p> <p style="text-align: center;">UL-Listed Panic Hardware</p>   | MODEL NO.         | DESCRIPTION   | PRICE   |
|   | ECL-230X-TD       | 2-Point Top Bolt and Deadbolt<br>Exit Control Lock  | \$1,178 |
|   | ECL-230X-TB       | 2-Point Top and Bottom Bolt<br>Exit Control Lock (Cover Lock<br>standard on TB configuration)               | \$1,289 |
|   | ECL-230X-W-TD<br> | 2-Point Top Bolt and Deadbolt /<br>Weatherized Exit Control Lock  | \$1,319 |
|   | ECL-230X-W-TB     | 2-Point Top and Bottom Bolt /<br>Weatherized Exit Control Lock (Cover<br>Lock standard on TB configuration) | \$1,494 |
| <p>Supplied with: 9-volt battery; Optional 9VDC Power Supply see BE-961 (p. 133)</p> <p>Fits 36" - 48" Door (Standard)</p> <p>Available in Gray (Standard)</p> <p>English Push Plate Sign (RWE Standard) or</p> <p>Spanish Push Plate Sign (RWS Option) Other languages available - Call Factory</p> <p>Shipped less rim cylinder - Rim cylinder available at additional cost (see below)</p> |                   |   |         |

## OPTIONS - ECL-230X-TD / ECL-230X-TB

| MODEL NO.          | DESCRIPTION   | PRICE                               |
|--------------------|---|-------------------------------------|
| DX1<br>DX2<br>DX3  | Adds one hinge-side locking point with mounting hardware<br>Adds two hinge-side locking points with mounting hardware<br>Adds three hinge-side locking points with mounting hardware<br>DX Bolts available in Gray (Std.) or Black - Specify Finish | Add \$52<br>Add \$98<br>Add \$135   |
| 30"                | Fits 30" wide Door  | Add \$100                           |
| RC65<br>IC7R       | Rim Cylinder, Schlage "C" Keyway with 2 keys<br>Installed in Lock and / or Trim<br>Interchangeable Core Rim Cylinder Housing, Small Format<br>Installed in Lock and / or Trim (Core not Included)   | Add \$70                            |
| 84"<br>96"<br>120" | Fits 6'8" to 7' Door<br>Fits 7' to 8' Door<br>Fits 8' to 10' Door   | N/C<br>N/C<br>Add \$90              |
| RC<br>BG<br>RC-BG  | Rod Covers<br>Bottom Bolt Guard<br>Rod Covers & Bottom Bolt Guard   | Add \$218<br>Add \$130<br>Add \$348 |
| IP                 | Inside Pull   | Add \$45                            |
| DDSK<br>96B        | Double Door Strike Kit<br>Dustproof Strike  | Add \$89                            |
| CL<br>SS<br>CL-SS  | Cover Lock & 2 Keys (Installed) (Standard on TB configuration - N/C)<br>Security Screws<br>Cover Lock & Security Screws   | Add \$22<br>Add \$23<br>Add \$45    |
| SN1                | Sex Nut Kit   | Add \$18 (per kit)                  |
| RK                 | ECL-230D Retrofit Kit<br>(Endcap plate and lock-body plate)   | Add \$38                            |

NOTE: All cylinders are keyed different. Keyed alike is available upon request.

Exit Control Locks


|   |   |  |         |
|---|---|--|---------|
|  <p align="center">Photoluminescent<br/>Push Plate Sign</p> <p align="center"><b>Hurricane Rating Available</b></p> <p align="center">UL-Listed Panic Hardware</p>   | MODEL NO.   | DESCRIPTION  | PRICE   |
|   | ECL-230X-TDB  | 3-Point Top Bolt, Deadbolt and Bottom Bolt Exit Control Lock             | \$1,427 |
|   | <br>ECL-230X-W-TDB | 3-Point Top Bolt, Deadbolt and Bottom Bolt Weatherized Exit Control Lock | \$1,587 |
| <p>Supplied with: 9-volt battery; Optional 9VDC Power Supply see BE-961 (p. 133)<br/>         Fits 36" - 48" Door (Standard)<br/>         Available in Gray (Standard)<br/>         English Push Plate Sign (RWE Standard) or<br/>         Spanish Push Plate Sign (RWS Option) Other languages available - Call Factory<br/>         Shipped less rim cylinder - Rim cylinder available at additional cost (see below)</p> |   |  |         |

## OPTIONS - ECL-230X-TDB


| MODEL NO.              | DESCRIPTION   | PRICE                               |
|------------------------|---|-------------------------------------|
| H                      | Hurricane Rated<br>Comes standard with SN1 (Sex Nut Kit)  | Add \$275                           |
| DX1<br>DX2<br>DX3      | Adds one hinge-side locking point with mounting hardware<br>Adds two hinge-side locking points with mounting hardware<br>Adds three hinge-side locking points with mounting hardware<br>DX Bolts available in Gray (Std.) or Black - Specify Finish | Add \$52<br>Add \$98<br>Add \$135   |
| 30"                    | Fits 30" wide Door  | Add \$100                           |
| RC65<br>IC7R           | Rim Cylinder, Schlage "C" Keyway with 2 keys<br>Installed in Lock and / or Trim<br>Interchangeable Core Rim Cylinder Housing, Small Format<br>Installed in Lock and / or Trim (Core not Included)   | Add \$70                            |
| 84"<br>96"<br>120"     | Fits 6'8" to 7' Door<br>Fits 7' to 8' Door<br>Fits 8' to 10' Door   | N/C<br>N/C<br>Add \$90              |
| RC<br>BG<br>RC-BG      | Rod Covers<br>Bottom Bolt Guard<br>Rod Covers & Bottom Bolt Guard   | Add \$218<br>Add \$130<br>Add \$348 |
| IP                     | Inside Pull   | Add \$45                            |
| DDSK<br>96B<br>96B-DDS | Double Door Strike Kit<br>Dustproof Strike<br>Dustproof Strike & Double Door Strike   | Add \$89                            |
| CL<br>SS<br>CL-SS      | Cover Lock & 2 Keys (Installed)<br>Security Screws<br>Cover Lock & Security Screws  | Add \$22<br>Add \$23<br>Add \$45    |
| SN1                    | Sex Nut Kit (included with Hurricane Rated)   | Add \$18 (per kit)                  |
| RK                     | ECL-230D Retrofit Kit<br>(Endcap plate and lock-body plate)   | Add \$38                            |

NOTE: All cylinders are keyed different. Keyed alike is available upon request.

## ECL-230X Trim

|    | MODEL NO. | DESCRIPTION            | PRICE |
|---|-----------|------------------------|-------|
|   | 03T       | Trim Plate with OKC    | \$185 |
|    | 01T       | Trim Plate without OKC | \$185 |
|   | 03PP      | Pull Plate with OKC    | \$185 |
|  | 01PP      | Pull Plate without OKC | \$185 |

## DX Bolts

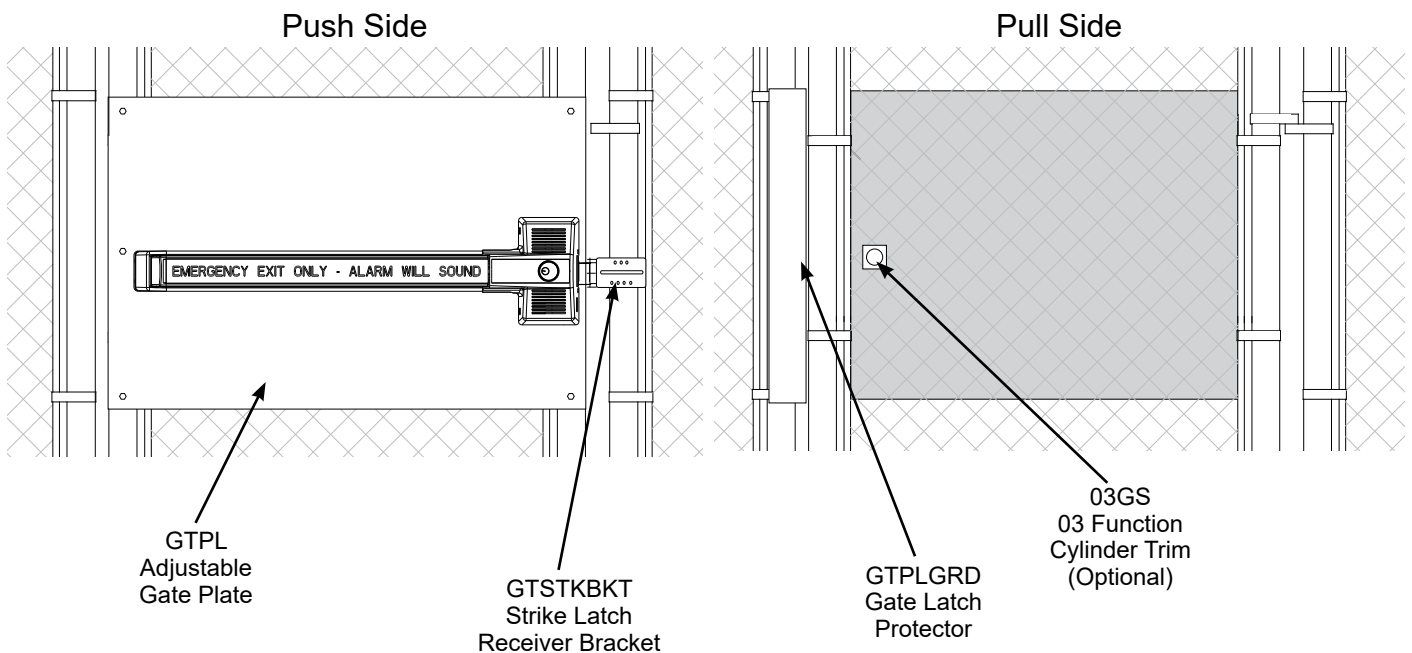
|  | MODEL NO. | DESCRIPTION  | PRICE |
|---|-----------|--|-------|
|   | DX1       | 1 Bolt and Throughbolt Mounting Hardware Available in Gray (Std.) or Black - Specify Finish  | \$52  |
|   | DX2       | 2 Bolts and Throughbolt Mounting Hardware Available in Gray (Std.) or Black - Specify Finish | \$98  |
|   | DX3       | 3 Bolts and Throughbolt Mounting Hardware Available in Gray (Std.) or Black - Specify Finish | \$135 |



| MODEL NO. | DESCRIPTION  | PRICE |
|-----------|--|-------|
| GTPL230X  | Gate Plate Kit - Includes Gate Latch Protector (GTPLGRD), Strike Latch Receiver Bracket (GTSTKBKT), Adapter Plate (104345), Adjustable Gate Plate (GTPL) | \$829 |

| MODEL NO. | DESCRIPTION   | PRICE |
|-----------|---|-------|
| GTPL      | Adjustable Gate Plate - Fits Single Gates 32" - 52" wide<br>Fits square or round gate frames<br>Plate comes without mounting holes for device | \$599 |
| GTSTKBKT  | Strike Latch Receiver Bracket   | \$239 |
| 104345    | Adapter Plate for 230X Strike   | \$33  |
| GTPLGRD   | Gate Latch Protector  | \$125 |
| 03GS      | Optional 03 function cylinder trim used on gates<br>(Rim Cylinder sold separately)  | \$120 |

All above parts available in black (specify BLK) and gray (std.) finish



EXIT DEVICE SOLD SEPARATELY

For more information, see Exit Control Locks weatherized exit devices