

# VALUE SERIES®

## Exit Alarm (EA) (Formerly EH/EH R)


The Exit Alarm (EA) device option is designed for doors that require a hardwired, alarmed panic device with remote signal and bypass. When the alarm sounds a remote signal can be sent to turn on a remote horn, strobe or other security device. The alarm can also be bypassed using a remote button, keypad, card reader or other access control device. The alarm, with approximately 100dB, will sound when someone attempts to exit, alerting management that an unauthorized exit has occurred. With electric switching that monitors the pushpad, the EA provides a high level of security while also meeting all life safety concerns.



**V40 EA Shown**  
(Shown with mortise cylinder - sold separately)

Wide Stile shown, for Narrow Stile, specify NS Option (for use on 36" and 48" doors with 2" stiles).

Available with V40 Rim  
and V50/V51 Surface  
Vertical Rod Exit  
Devices



### Benefits

- Priced to be the best value for durable and attractive loss prevention panic hardware
- Reduces employee and customer theft
- Fits almost any door in any décor
- Fast and easy installation saves time and money
- Angled end cap deflects damage away from device
- Patented mounting plate and strike locator replaces paper templates
- Durable design provides years of trouble free protection, saving on replacement costs
- Controls foot traffic, deters unauthorized exits, prevents loss and meets building code requirements

### Features

- Remote Signal - Form C signaling when alarm sounds
- Remote Bypass input allows authorized use without an alarm
- Stainless steel, 3/4" deadlocking Pullman type latch bolt
- Non-handed, field sizeable
- 100 decibel alarm
- 1/8 turn cylinder dogging
- Single mortise cylinder (sold separate) provides arming and dogging
- Armed and disarmed field selectable status indicator
- Heavy duty ribbed aluminum rail extrusion
- Visual and audible arming indicators
- FC3 - Flexible 3' Conduit Kit, mounts to device end cap
- Delayed arming allows arming after door closes
- State of art electronics offer reliable security and instantaneous alarm
- Field selectable key rearm or 2 min. auto rearm
- Accommodates all types of mortise cylinders with a standard Yale cam (collar required for 7-pin IC cylinders)
- 120V to 12VAC Transformer and 9V Battery Backup

### Mechanical Options

- CD - Cylinder Dogging (Std.)
- LD - Less Dogging (mortise cylinder required for arming)
- IC7 - 7 pin small format interchangeable cylinder housing pre-installed at factory
- MC65 - Mortise cylinder pre-installed at factory
- KS - Key Stop - key removed only when armed
- 36 - Fits 36" Door Width (Std.)
- 48 - Fits 48" Door Width
- F - 3-Hour Fire Rated
- H - Hurricane Rated
- 99 - Surface Strike (Std.)
- 98 - Semi Mortise Strike
- Available with 628 Base Rail Extrusion (Std.)
- Available with 711 Base Rail Extrusion
- LF - Less Flex Conduit
- FC10 - Flexible 10' Conduit Kit, mounts to device end cap
- PT5 - Concealed mortise mount power transfer
- EH8 - Five-knuckle energy transfer hinge - 8 wires

For full list of available mechanical options, see How To Order page

## Electrical Options

- LBM - Latch Bolt Monitoring
- SI - Status Indicator LED's indicate armed status
- 1, 5 second arming delay (15 second - standard)
- 10 or 20 minute auto rearm (2 minute - standard)

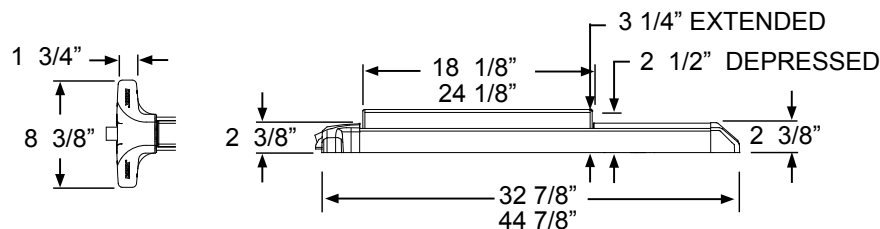
## Accessories

- SN1 - Sex Nut Fasteners
- NSK - Narrow Stile Conversion Kit - Converts V40 to fit narrow stile glass door applications
- Outside Trim (see Value Series Trim Options)

## Technical Information

- Door Types - Wood, Hollow Metal, Fiberglass or Aluminum
- Door Thickness - Fits standard 1-3/4" - 2-1/4" (for other thicknesses contact factory)
- Machine and Self Drilling Screws (std.)
- Single Door Stile - Fits 3-1/2" minimum stile doors with 99 surface strike (std.) with mullion
- Pairs of Doors Stile - Fits 4" minimum stile doors with 99 surface strike
- Door Stile - Fits 2" narrow stile doors - specify NS
- 94 Double door strike for double door without mullion
- Optional Sex Nuts or Security Torx Screws available

## Dimensions



18 1/8" & 32 7/8" device dimensions for 36" door

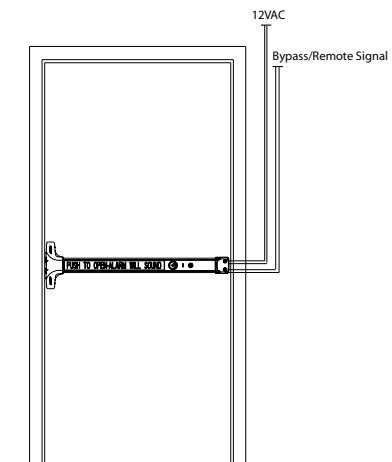
24 1/8" & 44 7/8" device dimensions for 48" door

Add 2" for NS

## Listings and Approvals

See individual device (i.e. V40 Series) catalog page for fire and panic listings and windstorm ratings/approvals

## Riser Diagram



## Detex Limited Warranty

10 Year Mechanical/3 Year Electrical Limited Manufacturer's Warranty

*Where Trust is Built™*  
**DETEX®**  
*Life Safety, Security and Security Assurance*

Detex Corporation  
302 Detex Drive  
New Braunfels, Texas 78130-3045 USA  
PH. (830) 629-2900  
(800) 729-3839  
FAX (800) 653-3839  
<http://www.detex.com>  
USA Sales:  
[marketing@detex.com](mailto:marketing@detex.com)  
International Sales:  
[export@detex.com](mailto:export@detex.com)

 Cancer & Reproductive Harm - [www.detex.com/prop65](http://www.detex.com/prop65)