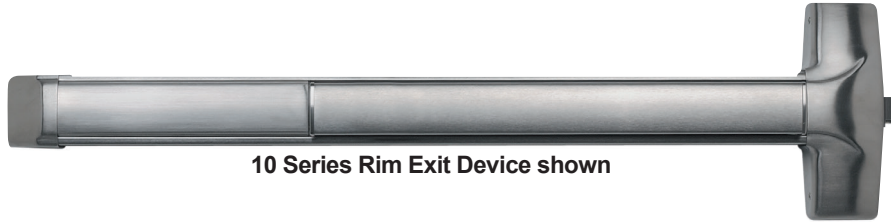




Electric Latch Retraction with Request to Exit Switch (ER EX)

The ER EX function is designed for entrance and exit doors with panic or fire exit hardware where remote unlocking, remote dogging, access control or automatic door operator is desired.



10 Series Rim Exit Device shown

Available with 10/40 Rim, 30 Mortise, 20/21/50/51 Surface Vertical Rod Devices and 60/61/62/63/70/71/80/81/82/83 Concealed Vertical Rod Devices

Benefits

- Works with any type of access control system
- Simultaneous pushpad and latch bolt retraction provides smooth surface with no catch points
- Provides a means for remote dogging and lock-down
- Fast and easy installation saves time and money

Features

- Low voltage with no high current in-rush
- Momentary or maintained latch and pushpad retraction
- Long term dogging capability
- Continuous duty motor for quiet operation - no solenoid
- Simultaneous latch and pushpad retraction

Mechanical Options

- AL18 - Surface Armored Loop (door/frame mounted)
- FC3EC1 - Flexible 3' Conduit Kit, includes EC1 ramped end cap (specify finish)
- FC10EC1 - Flexible 10' Conduit Kit, includes EC1 ramped end cap (specify finish)
- PT5 - Concealed mortise mount power transfer
- FC3EC2 - Flexible 3' Conduit Kit, includes EC2 flush end cap (specify finish)
- FC10EC2 - Flexible 10' Conduit Kit, includes EC2 flush end cap (specify finish)
- EH8 - Five-knuckle energy transfer hinge - 8 wires

For full list of available mechanical options, see individual device how to order page

Electrical Options

- Latch Retraction power supplies are required and sold separately
- 81-800 - Power Supply for single door
- 82-800 - Power Supply for pair of doors
- 83-800 - Power Supply for two independent doors
- LX - Latch bolt Signaling (specify ER EX LX)

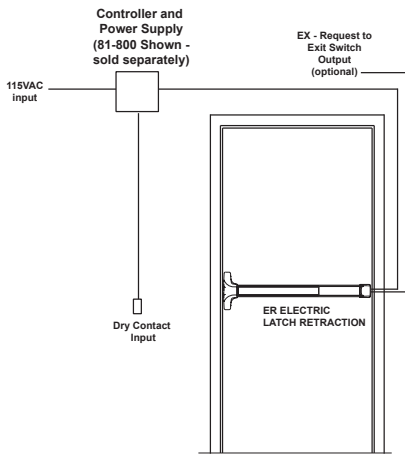
Technical Information

- Voltage 24VDC
- Wire Run Lengths
150 foot, 16AWG
- 1A to retract pushpad and latch
- 0.18A to hold pushpad and latch retracted
- 1A power supply - 24VDC Filtered and Regulated Power Supply
1 ER Device
2 ER Devices if devices are staggered by 300mSec
- 2A power supply - 24VDC Filtered and Regulated Power Supply
2 ER Devices
4 ER Devices if devices are staggered by 300mSec

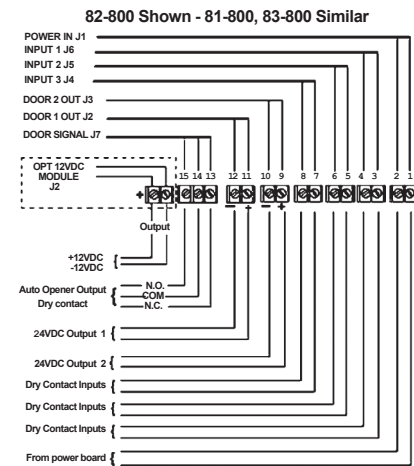
Device Finishes

605 / US3	Polished Brass	628 / US28	Aluminum Satin	693 / SPBLK	Black, Painted
606 / US4	Brushed Brass	629 / US32	Polished Stainless Steel	695 / SP 313	Dark Bronze, Painted
611 / US9	Polished Bronze				
612 / US10	Brushed Bronze	630 / US32D	Brushed Stainless Steel		
613 / US10B	Oil Rubbed Bronze				

Riser Diagram



Riser Diagram



Listings and Approvals

See individual device (i.e. 10 Series) catalog page for fire and panic listings and windstorm ratings/ approvals

Detex Limited Warranty

10 Year Mechanical/3 Year Electrical Limited Manufacturer's Warranty

Where Trust is Built™
DETEx®
Life Safety and Security Door Hardware

Detex Corporation
 302 Detex Drive
 New Braunfels, Texas 78130-3045 USA
 PH. (830) 629-2900
 (800) 729-3839
 FAX (800) 653-3839
 http://www.detex.com
 USA Sales:
 marketing@detex.com
 International Sales:
 export@detex.com

 Cancer & Reproductive Harm - www.detex.com/prop65