


AO19 SERIES®

AO19-2

Low Energy Automatic Door Operators for Double Doors

The AO19 Series Automatic Operator for double doors is an easy to install, heavy duty product for high use and high abuse low energy applications. The AO19 Series meets requirements for ANSI/BHMA A156.19 (American National Standard for Power Assist and Low Energy Power Operated Doors) and provides standard features that meet the requirements of the American Disabilities Act.



← AO19-2 Push

Shown with 21 Series
Electric Latch
Retraction (ER)

Benefits

- Economical operator provides safe and easy access in medium to high-traffic and security areas
- Provides ADA compliant access to handicap applications
- 115VAC power plug-in mounted in header
- Quiet operation
- Hanger plate allows quick installation
- Self-contained unit in an extruded case allows easy access for maintenance and adjustments
- Works with existing access control, locking and computer signal devices
- Easy manual use
- Reduced service calls due to heavy-duty construction
- 3-way low-voltage ON/OFF/HOLD switch for ease of service and setup
- Can be installed and adjustments can be made prior to electrician connecting building power

Features

- Available in single, pair (twin) for independent, simultaneous and dual egress openings
- Reverse on obstruction stalls a door during closing cycle and re-activates to open if an obstruction is sensed anytime before the latch position. Must be selected to activate.
- Adjustable delayed activation for sequenced vestibule doors
- Single voltage source required to operate
- Electric lock relay provides an adjustable delay before door opens to unlock an electric strike, maglock or other types of electric locks - prevents binding
- Push & Go (Use for Handicap) activates when door is manually pushed to open. Must be selected to activate.
- Power close applies a reverse power to aid in latch check position. Must be selected to activate.
- Adjustable closing speed

Mechanical Options

- Push
- Pull
- 75.5" - Fits above most pairs of 36" doors
- 92" - Fits above most 44" pairs of doors
- 100" - Fits above most 48" pairs of doors

Accessories

- 104792 - Wireless Button Package (includes 2 push plates, 2 mounting boxes, and 1 receiver)

Call for available activation options

- NG-IR-A - Hardwired Touchless Activation Switch
- NXG-SW - Wireless Touchless Activation Switch

- DS-3681-630 - Electric Strike, cylindrical
- PB-2048-3 - Mushroom switch, hard-wired

Technical Information

Power Requirements

- 115VAC 60 HZ 6 amps

Module -

- Activation input terminals
- Form C lock relay terminals
- Safety lock-out built in
- 17 additional features standard on board

Motor -

- 115VDC rectified
- 1/8 hp
- 60:1 gearbox

Enclosure -

- 7" h x 4 1/2" d
- Approximately 100 lbs
- Aluminum extrusion

- Push reveal depth up to 11" with standard arm. Extended arm available.

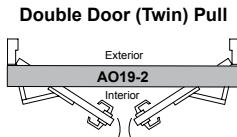
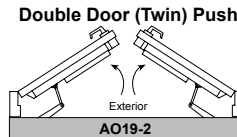
- Pull reveal depth 2-1/2".

- For use on doors 300 lbs or less

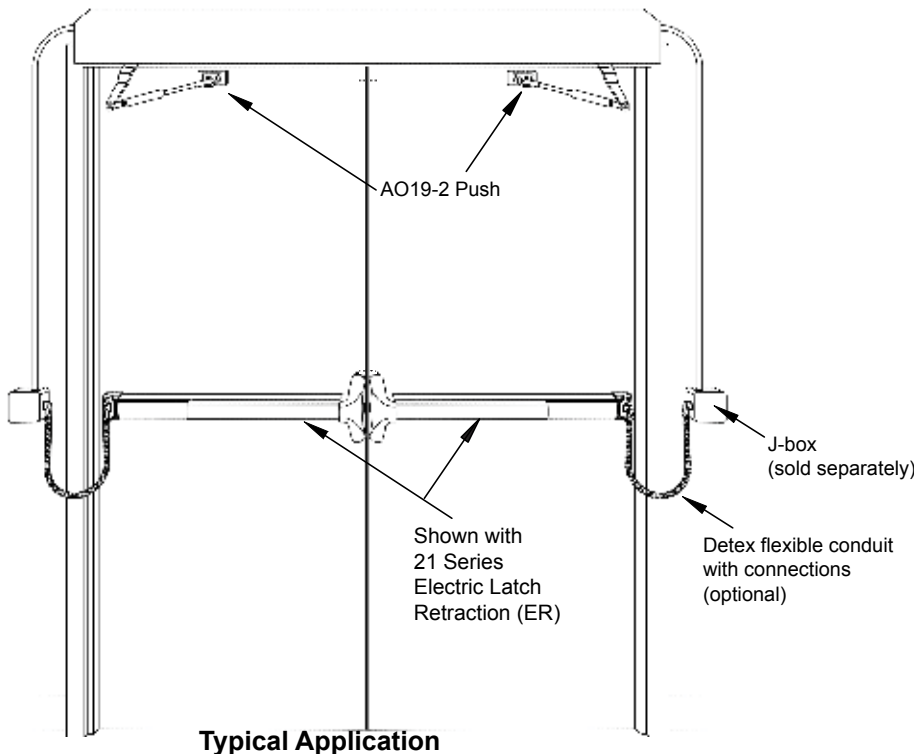
Finishes

- AL - 204-Ri Clear: Arch. Class II anodized coating, AA-M12C22A31
- BZ - 313-Ri Dark Bronze: Arch. Class II Anodized coating, AA-M12C22A32

Handing Diagram



Riser Diagram



Typical Application

Listings and Approvals



Certified to ANSI/UL 325
Tested - ANSI 156.19



Meets ADA requirements



3-Hour Fire Listed

Detex Limited Warranty

3 Year Mechanical / 1 year Electrical
Limited Manufacturer's Warranty

Where Trust is Built™
DETEx®
Life Safety, Security and Security Assurance

Detex Corporation
302 Detex Drive
New Braunfels, Texas 78130-3045 USA
PH. (830) 629-2900
(800) 729-3839
FAX (800) 653-3839
<http://www.detex.com>
USA Sales:
marketing@detex.com
International Sales:
export@detex.com

⚠ Cancer & Reproductive Harm - www.detex.com/prop65