



Series 800


CONTROLLERS AND POWER SUPPLIES

POWER SUPPLIES

	MODEL NO.	DESCRIPTION	PRICE
	90-800	120VAC/24VDC Power Supply - 1.0A continuous Can be used with ED, EE, EM products	\$549
	xIN xLT	Optional - 240VAC Input Less Transformer	Add \$113 Subtract \$20
	80-800*	12 or 24VDC Power Supply - 1.0A continuous Can be used with ED, EE, EM products NOTE: Battery Charging Circuit included on all above (Battery sold separately)	\$622
	x220 M12	Optional - 220VAC Input 12-Volt Module	Add \$98 Add \$149

* Cover lock and keys sold separately - See Series 800 Accessories (p. 97) to order.

POWER SUPPLY CONTROLLERS For use with Latch Retraction (ER)

	MODEL NO.	DESCRIPTION	PRICE
	81-800*	Controller and Power Supply - 1.0A continuous Powers and controls ER device for 1 door with signal output for 1 operator	\$952
	82-800*	Controller and Power Supply - 2.0A continuous Powers and controls ER device for 1 pair of doors with signal output for 1 operator	\$1,063
	83-800*	Controller and Power Supply - 2.0A continuous Powers and controls ER device for 2 independent doors with signal output for 2 operators NOTE: Battery Charging Circuit included on all above (Battery sold separately)	\$1,299
	x220 M12	Optional - 220VAC Input 12-Volt Module	Add \$98 Add \$149

* Cover lock and keys sold separately - See Series 800 Accessories (p. 97) to order.


PS80 / Series 800

Series 800

CONTROLLERS AND POWER SUPPLIES (cont'd.)

POWER SUPPLY CONTROLLERS

For use with Advantex Delayed Egress With Latch Retraction (EExER)

	MODEL NO.	DESCRIPTION	PRICE
 84-800 or 85-800 Remote Indicating Unit (RIU) Also includes wire harness with wiring	84-800	Controller and Power Supply with Remote Indicating Unit - 1.0A continuous - Powers and controls EE ER device for 1 door with signal output for 1 operator	\$1,959
	85-800	Controller and Power Supply with Remote Indicating Unit - Controller and Power Supply - 2.0A continuous Powers and controls EE ER device for 1 pair of doors with signal output for 1 operator	\$2,659
<p>* Standard defaults include: 15-second Arming, 15-second Delayed Egress, English Signage (RWE), 3-chirp Arming, Door Signal Module (DSM), Gray Remote Indicating Unit (RIU), Surface mounting, Dummy Plug (not installed), Rearm using key or access control (Powers 2 EE ER Exit Devices - for 85-800 units only)</p>			

CONFIGURABLE OPTIONS - 84-800 / 85-800

MODEL NO.	DESCRIPTION	PRICE
8X-810	1-second Arming	N/C
8X-803	30-second Delayed Egress	N/C
SA	Silent Arming	Add \$199
M12	12VDC Module (Replaces DSM when ordering 85-800)	Add \$149
BLK	Black Remote Indicating Unit (RIU)	N/C
F	Flush Mounting	N/C
MC65	Mortise cylinder (Installed)	Add \$60
IC7	Interchangeable core housing (Installed)	Add \$60
KS	Key Stop	Add \$5
SSK	Security Screws for RIU	Add \$30
RKO	Rearm using Key only	Add \$199
ER	Powers (1) EE ER and (1) ER Exit Device (for 85-800 units only)	Add \$199
EE	Powers (1) EE ER and (1) EE Exit Device (for 85-800 units only)	Add \$199

Signage - Other languages available - contact factory

PS80 / Series 800

8 -8 0 0 x See further options above

4 = 84 - Single EE ER
5 = 85 - Pair of EE ER

Arming Delay
0 = 15-second Arming Delay*
1 = 1-second Arming Delay









Delayed Egress
0 = 15-Second Delayed Egress*
3 = 30-Second Delayed Egress

* Standard default

Series 800

CONTROLLERS AND POWER SUPPLIES (cont'd.)

LOGIC CONTROLLERS

	MODEL NO.	DESCRIPTION	PRICE
	10-800*	Series 800 Controller - Stand-Alone 120VAC/24VDC System contains back box, transformer and Series 800 electronics	\$1,404
	11-800*	Series 800 Controller - Stand-Alone 120VAC/24VDC System contains back box, upper back pan and flip-up insert, 24-point terminal strip, transformer and Series 800 electronics	\$1,554
	60-2RMF	Relay board (2) DPDT, 24VDC output relays, sequence or independent, wet or dry, field selectable - Includes 12VDC@150mA output tap. Used with Series 800 logic controllers, offers an integration solution to multi controls and single-point terminations.	Add \$399
	12-800	Series 800 Controller - Stand-Alone 120VAC/24VDC System contains back box, upper back pan and flip-up insert, 24-point terminal strip, transformer and Series 800 electronics Prewired at factory and labeled with connections for use in delayed egress applications (single or pairs)	\$1,648
	12-800-DE1 12-800-DE2 12-800-DE3 12-800-DE5	15 second Delayed Egress with Remote Bypass (for 10 EX W) 15 second Delayed Egress (for V40 EX W) 15 second Delayed Egress with Remote Bypass (for 10 ER EX) 15 second Delayed Egress without Maglock (for WDE EasyKit)	Add \$1 Add \$1 Add \$1 Add \$1
	106595-1	For use on Single or Pairs of Delayed Egress System doors with weatherized controlled egress exit devices, labeled for use outdoor (106595-1 is supplied inside NEMA 4X enclosure and can be installed outdoors – attach conduit to bottom of NEMA 4X enclosure)	\$2,900
	30-800*	Series 800 Controller - 120VAC/24VDC Surface Box - Zinc Plated System contains back box w/metal stand-off, lid and Series 800 electronics. Requires low-voltage remote source of power	\$1,058
	31-800	Series 800 Controller - 120VAC/24VDC Flat Mount Plate Requires low-voltage remote source of power	\$1,099
	40-800*	Series 800 Controller - 120VAC/24VDC Surface Box - Black System contains back box, upper back pan and flip-up insert with Series 800 electronics. Requires low-voltage remote source of power	\$1,199
	41-800* **	Series 800 Controller - 120VAC/24VDC Surface Box - Black Without Flip-up insert unit. Requires low-voltage remote source of power	\$1,159
	50-800	Circuit Board - 24VAC/24VDC - Comes with 5 stand-offs, requires non-conductive support studs for proper installation	\$1,159
*Cover lock and keys not included - See Controller & Power Supply Accessories (p. 97) to order lock			
** This application is generally used for integrated applications that require additional splice chamber room or for the pass-through of cable, wire or circuit boards associated with low voltage systems. Preparation of upper back pan and flip-up portion of insert to suit other manufacturers components is available. For custom applications, please call for quotation.			

PS80 / Series 800

Series 800

ACCESSORIES


CONTROLLER OPTIONS

MODEL NO.	DESCRIPTION	PRICE
LT	Less Transformer Available for all Logic Controllers	Subtract \$50

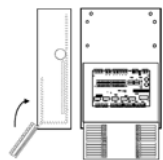
CONTROLLER & POWER SUPPLY OPTIONS

MODEL NO.	DESCRIPTION	PRICE
L	Cover Lock with 2 Keys	Add \$45
T	Tamper Proof Sensor	Add \$45
TL	Tamper Proof Sensor and Cover Lock with 2 Keys	Add \$90
K1	Relay	Add \$30

POWER SUPPLY ACCESSORIES

	MODEL NO.	DESCRIPTION	PRICE
	70-12B	Battery 12VDC 4AH	\$109
	70-24B	Battery 24VDC 4AH 2 batteries provided Includes linking cable (Battery Box not Included)	\$204
	M12	12 Volt Module	Add \$149
Signage sold separately - See ECL-395 (p. 90) and EA-561 (p. 125)			

CONTROLLER ACCESSORIES

	MODEL NO.	DESCRIPTION	PRICE
	60-06	Folding Insert Tray Add this to 10-800 Controller to provide space for digital timer or door call module	\$199
	Signage sold separately - See ECL-395 (p. 90) and EA-561 (p. 125)		