

AO19 SERIES® HOW TO ORDER

DETEX CORPORATION

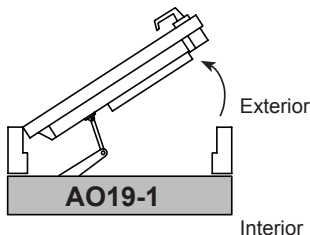
Automatic Operator

Select from list below and fax to 800-653-3839

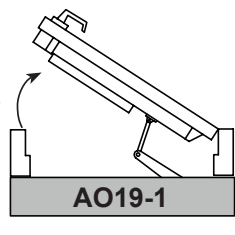
NOTE: Operator always mounted inside of building
Viewed from mounting side of door

- Single Door 39.5" Right Hand Push AL
 Qty _____ 45.5" Left Hand Push 11" + reveal BZ
 52" Pull Max reveal on a pull 2.5"

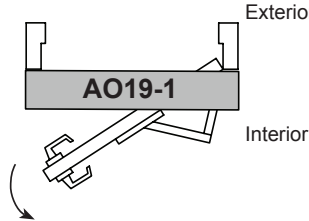
LH Push



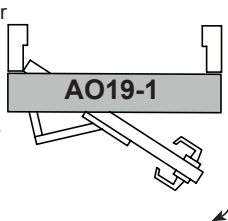
RH Push



LH Pull

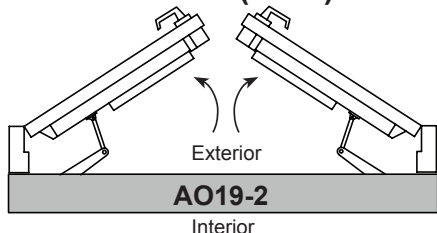


RH Pull

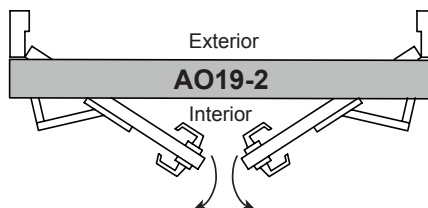


- Double Door (Twin) 75.5" Push AL Simultaneous
 Qty _____ 92" Push deep (11" reveal) BZ Independent
 100" Pull Max reveal on a pull 2.5"

Double Door (Twin) Push

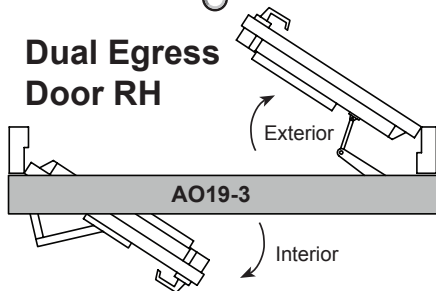


Double Door (Twin) Pull

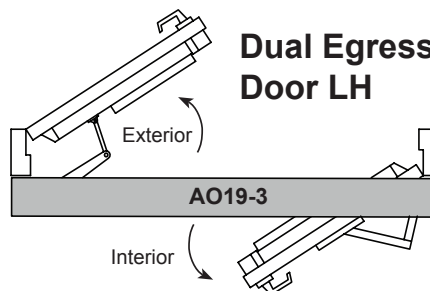


- Double Egress (Dual) Door 75.5" Right Hand AL Simultaneous
 Qty _____ 92" Left Hand BZ Independent
 100"

Dual Egress Door RH



Dual Egress Door LH



Distributor: _____ Date: _____

Ph # _____ Email: _____ PO # _____

Comments: _____

Model # _____ x (length) _____ x (push/pull/dual) _____ x (AL/BZ) _____